

## Key Trade Data Points on the EU27 Pharmaceutical Supply Chain



July 2020

# Key Trade Data Points on the EU27 Pharmaceutical Supply Chain

**Date:**  
**July 2020**

**Project leaders:**

Dr. Fredrik Erixon  
Mr. Oscar Guinea

This data report has been commissioned and funded by the European Federation of Pharmaceutical Industries and Associations (EFPIA) but is the independent research work, carried out by the European Centre for International Political Economy (ECIPE).



## Key Trade Data Points on the EU27 Pharmaceutical Supply Chain

(Source: Eurostat, 2019)<sup>1</sup>

*Definitions of different pharmaceutical final and intermediate products used in this data overview:*

1. **All pharmaceuticals (AP)** = total of all finished pharmaceutical products, active pharmaceutical ingredients, vaccines, antibiotics and semi-finished pharmaceutical products.
2. **Human medicinal products (HMP)** = a substance of combination of substances for human use that is intended to treat, prevent or diagnose a disease, or to restore, correct or modify physiological functions by exerting a pharmacological, immunological or metabolic action (here: all FPPs and vaccines).
3. **Finished pharmaceutical products (FPP)** = medicinal product that has undergone all stages of production, including packaging in its final container (here: all FPPs, including antibiotics FPPs).
4. **Active pharmaceutical ingredients (API)** = substance used in a finished pharmaceutical product (FPP) intended to furnish pharmacological activity or otherwise have direct effect in cure, mitigation, treatment or prevention of a disease (here: all APIs, including antibiotics APIs).
5. **Vaccines** = substances used to stimulate the production of antibodies and provide immunity against one or several diseases prepared from the causative agent of a disease.
6. **Antibiotics** = medicine that inhibits the growth of or destroys micro-organisms (here: both FPPs and APIs).
7. **Semi-finished products (SFP)** = intermediate pharmaceutical bulk products that can be used as inputs into FPPs and its intermediates.

### Content page

1. <i>All pharmaceuticals (AP)</i> .....	5
a. Imports (in values, Euro) .....	5
b. Exports (in values, Euro) .....	5
c. Imports (in volumes - tonnes) .....	6
d. Exports (in volumes - tonnes) .....	6
2. <i>Human Medicinal Products (HMP)</i> .....	8
a. Imports (in values, Euro) .....	8
b. Exports (in values, Euro) .....	8
c. Imports (in volumes - tonnes) .....	9
d. Exports (in volumes - tonnes) .....	10
3. <i>Finished Pharmaceutical Products (FPP)</i> .....	11
a. Imports (in values, Euro) .....	11
b. Exports (in values, Euro) .....	11
c. Imports (in volumes - tonnes) .....	12
d. Exports (in volumes - tonnes) .....	12
4. <i>Active Pharmaceutical Ingredients (APIs)</i> .....	14
a. Imports (in values, Euro) .....	14
b. Exports (in values, Euro) .....	14
c. Imports (in volumes - tonnes) .....	15
d. Exports (in volumes - tonnes) .....	15
5. <i>Vaccines</i> .....	17
a. Vaccines imports (in value terms, Euro) .....	17
b. Vaccines exports (in value terms, Euro) .....	17
c. Vaccines imports (in volume terms, tonnes) .....	18
d. Vaccines exports (in volume terms, tonnes) .....	18

<sup>1</sup> EU Eurostat data <https://ec.europa.eu/eurostat/data/database>

<b>6. Antibiotics .....</b>	<b>19</b>
a. Imports (in values, Euro) .....	19
b. Exports (in values, Euro) .....	19
c. Imports (in volumes - tonnes) .....	20
d. Exports (in volumes - tonnes) .....	21
<b>Annex 1: Table overviews .....</b>	<b>22</b>
<b>Annex 2: Methodology .....</b>	<b>29</b>
<b>Annex 3: EU CN Codes Product List .....</b>	<b>31</b>

## 1. All pharmaceuticals (AP)

### a. Imports (in values, Euro)

#### The EU27 imports all pharmaceuticals (APs) from many countries:

- More than 145 countries supply the EU27 with APs; the top-5 supplies 90.9%.
- Total EU27 imports of APs amounted to Euro 291 billion in 2019.

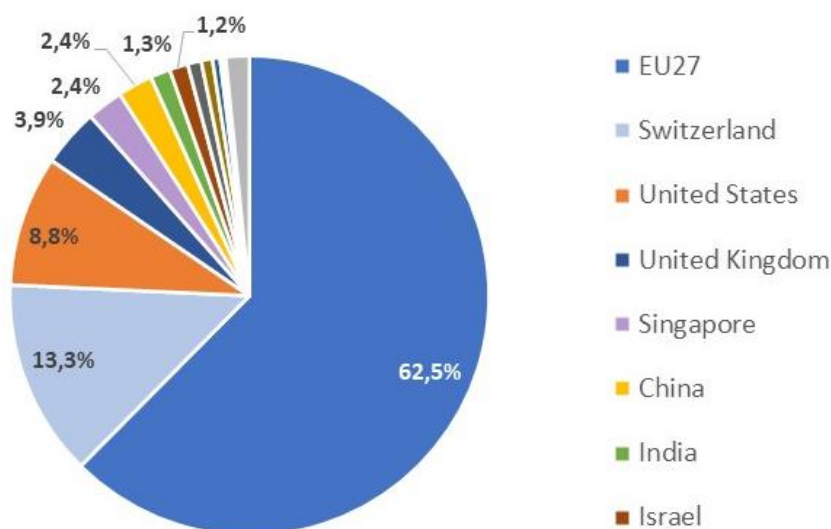
#### The majority of EU27 imports of all pharmaceuticals are from Europe itself:

- In 2019, 79.6% of EU27 imports of APs came from Europe (62.5% from EU27, 13.3% from Switzerland, 3.9% from the United Kingdom).
- In 2019, 8.8% of EU27 imports of APs came from the United States.

#### China and India are *not* the largest suppliers to the EU27 of all pharmaceuticals:

- In 2019, the EU27 imported 2.4% and 1.3% of its APs from China and India respectively.

EU27 imports of all pharmaceutical products (2019, value - %)



*2019 Total EU27 imports  
all pharmaceuticals = €  
291 billion*

### b. Exports (in values, Euro)

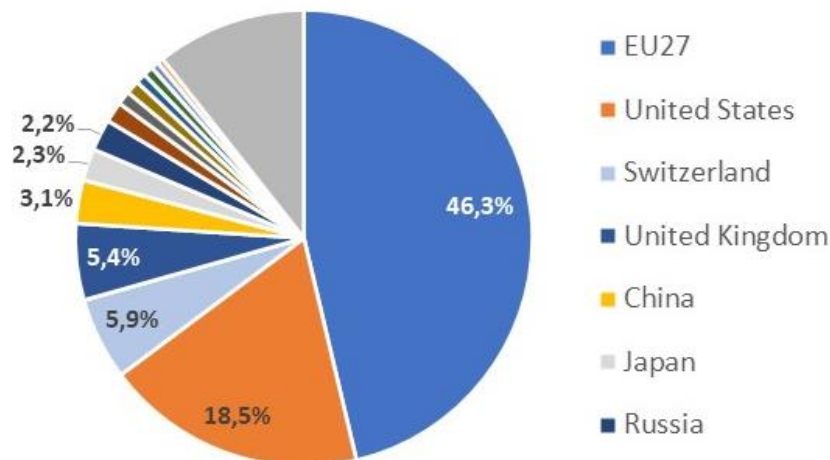
#### The EU27 exports of all pharmaceuticals to many countries:

- In 2019, 186 countries are supplied by the EU27 with APs; the top-5 export destinations constitute 79.1% of EU27 exports.
- Total EU27 exports of APs amounted to Euro 383 billion in 2019.

#### The EU27 exports of all pharmaceuticals go to Europe mainly, followed by the US:

- In 2019, 57.6% of EU27 exports of APs went to Europe (46.3% to EU27, 5.9% to Switzerland, 5.4% to the United Kingdom).
- In 2019, 18.5% of EU27 exports of APs went to the United States.
- In 2019, China and India received 3.1% and 0.3% of EU27 exports of APs respectively.

## EU27 exports All Pharmaceutical Products (2019, value - %)



*2019 Total EU27 exports  
all pharmaceuticals = €  
383 billion*

### c. Imports (in volumes - tonnes)

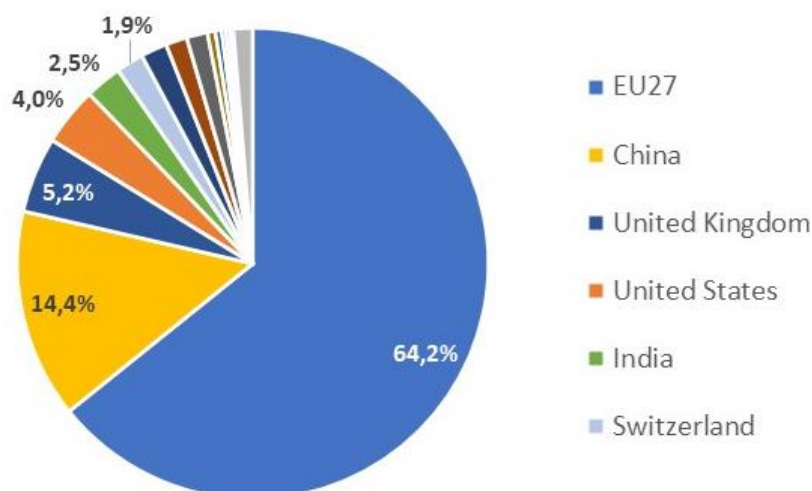
**The majority of EU27 imports of all pharmaceuticals (in volumes) are from the EU27 itself:**

- In 2019, 71.3% of EU27 imports of APs (in kg) came from Europe (64.2% from the EU27, 5.2% from the United Kingdom, and 1.9% from Switzerland).
- In 2019, 4.0% of EU27 imports of APs (in kg) came from the United States.
- Total EU27 imports of APs amounted to 5.5 million tonnes in 2019.

**China is a distant 2<sup>nd</sup> supplier of all pharmaceuticals to the EU27 after the EU itself (in volumes):**

- In 2019, China and India supplied 14.4% and 2.5% of EU27 imports of APs (in kg) respectively.

## EU27 imports of all pharmaceutical products (2019, volume - %)



*2019 Total EU27 imports  
all pharmaceuticals = 5.5  
million tonnes*

### d. Exports (in volumes - tonnes)

**The majority of EU27 exports of all pharmaceuticals (in volumes) are going to the EU27 itself:**

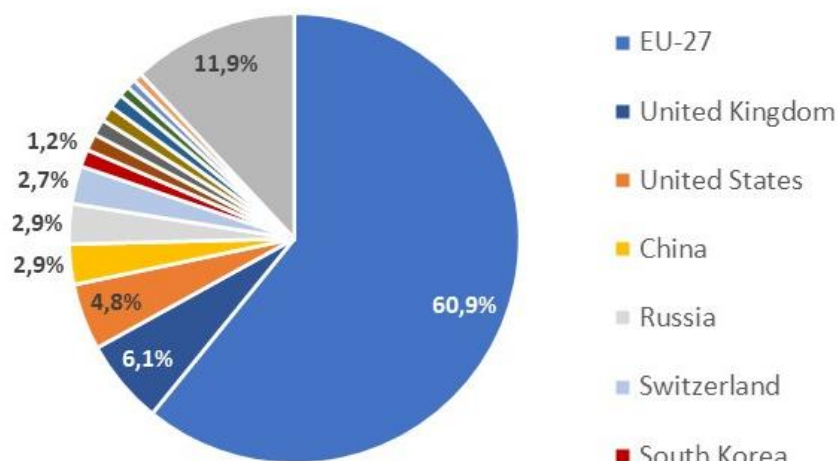
- In 2019, 69.7% of EU27 exports of APs (in kg) went to Europe (60.9% to the EU27, 6.1% to the United Kingdom, and 2.7% to Switzerland).

- Total EU27 exports of APs amounted to 5.8 million tonnes in 2019.

**The UK and US are the EU27's largest extra-EU export destinations for all pharmaceuticals, not China or India (in volumes):**

- In 2019, 6.1% of EU27 exports of APs (in kg) went to the United Kingdom.
- In 2019, 4.8% of EU27 exports of APs (in kg) went to the United States.
- In 2019, China and India received 2.9% and 1.1% of EU27 exports of APs (in kg) respectively

EU-27 exports of all pharmaceutical products (2019, volume - %)



*2019 Total EU27 exports  
all pharmaceuticals = 5.8  
million tonnes*



## 2. Human Medicinal Products (HMP)

### a. Imports (in values, Euro)

**The EU27 imports human medicinal products from many countries:**

- The top-5 countries supply the EU27 with 96.1% of HMPs.
- Total EU27 imports of HMPs amounted to Euro 193.7 billion in 2019.

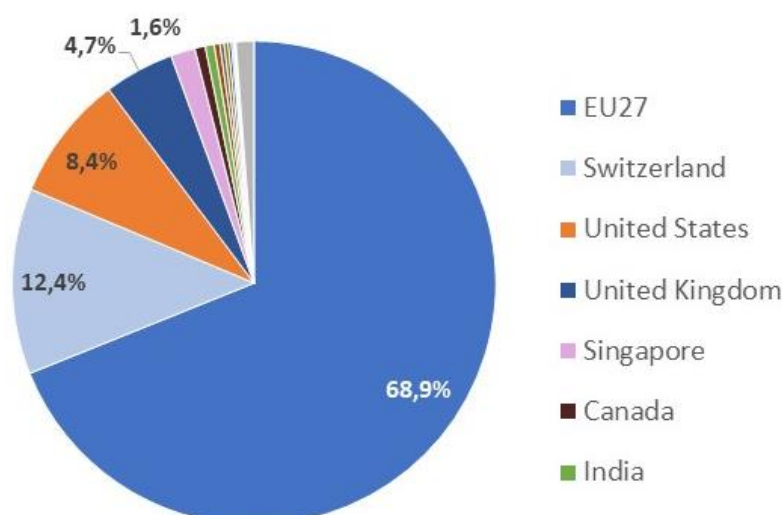
**The majority of EU27 imports of human medicinal products are from Europe itself:**

- In 2019, 86.2% of EU27 imports of HMPs came from Europe (68.9% from EU27, 12.4% from Switzerland, 4.7% from the United Kingdom, and 0.2% from Norway).
- In 2019, 8.4% of EU27 imports of HMPs came from the United States.

**China and India are *not* significant suppliers to the EU27 of human medicinal products:**

- In 2019, the EU27 imported 0.3% and 0.6% of its HMPs from China and India respectively.

EU27 imports Human Medicinal Products (2019, value - %)



*2019 Total EU27 imports  
HMPs = € 194 billion*

### b. Exports (in values, Euro)

**The EU27 exports of human medicinal products to many countries:**

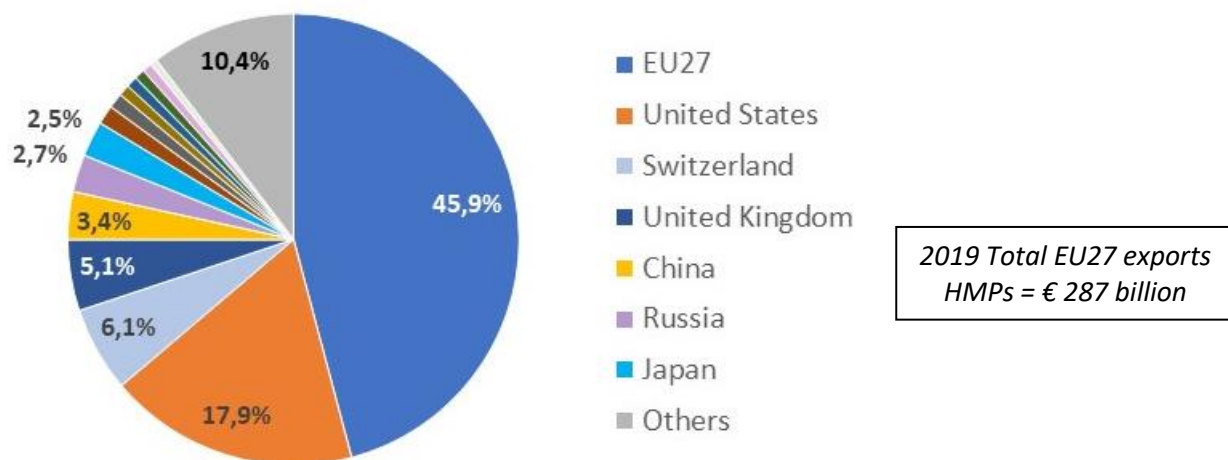
- In 2019, the top-5 export destinations constitute 78.4% of EU27 HMP exports.
- Total EU27 exports of HMPs amounted to Euro 286.9 billion in 2019.

**EU27 exports of human medicinal products go to Europe mainly, followed by the US:**

- In 2019, 57 % of EU27 exports of HMPs went to Europe (45.9% to EU27, 6.1% to Switzerland, 5.1% to the United Kingdom).
- In 2019, 17.9% of EU27 exports of HMPs went to the United States.
- In 2019, China and India received 3.4% and 0.3% of EU27 exports of HMPs respectively.



## EU27 exports Human Medicinal Products (2019, value - %)



### c. Imports (in volumes - tonnes)

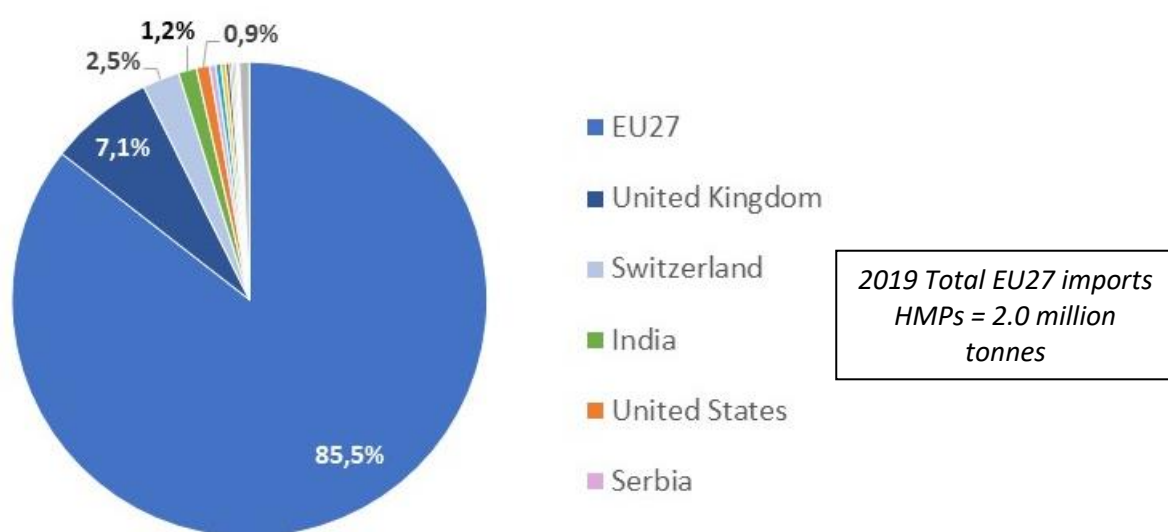
**The majority of EU27 imports of human medicinal products (in volumes) are from the EU27 itself:**

- In 2019, 96.1% of EU27 imports of HMPs (in kg) came from Europe (85.5 % from the EU27, 7.1% from the United Kingdom, 2.5% from Switzerland, 0.4% from Serbia, 0.4% from Norway, 0.2% from North Macedonia).
- In 2019, 0.9% of EU27 imports of HMPs (in kg) came from the United States.
- Total EU27 imports of HMPs amounted to 2.0 million tonnes in 2019.

**China and India are *not* significant suppliers to the EU27 of human medicinal products (in volumes):**

- In 2019, China and India supplied 0.3% and 1.2% of EU27 imports of HMPs (in kg) respectively.

## EU27 imports Human Medicinal Products (2019, volume - %)



#### d. Exports (in volumes - tonnes)

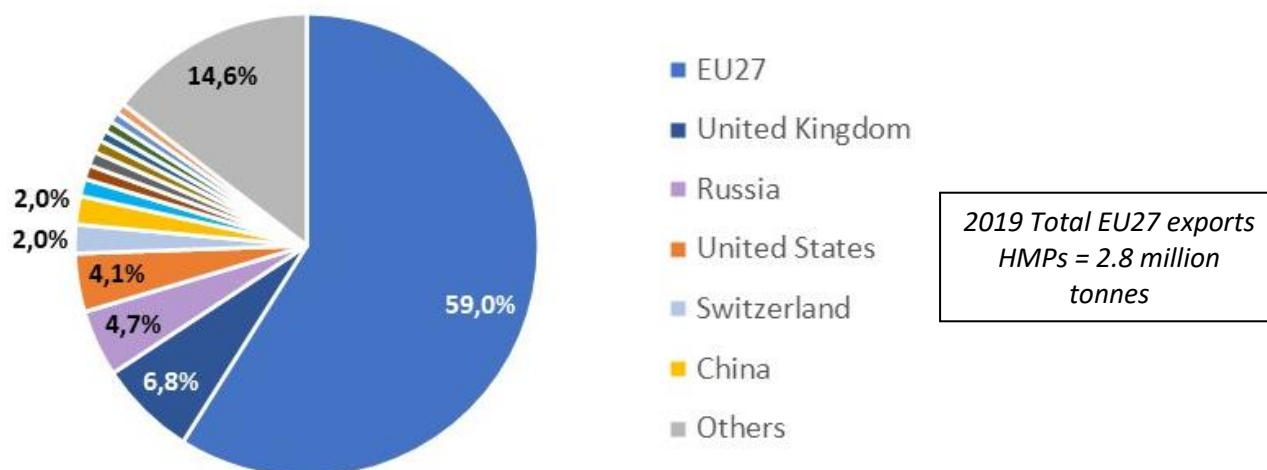
**The majority of EU27 exports of human medicinal products (in volumes) are going to the EU27 itself:**

- In 2019, 68.5% of EU27 exports of HMPs (in kg) went to Europe (59.0% to the EU27, 6.8% to the United Kingdom, 2.0% to Switzerland, and 0.7% to Ukraine).
- Total EU27 exports of all pharmaceutical products amounted to 2.8 million tonnes in 2019.

**The UK, Russia, and US are the EU27's largest extra-EU export destinations for HMPs (in volumes):**

- In 2019, 6.8% of EU27 exports of HMPs (in kg) went to the United Kingdom.
- In 2019, 4.7% of EU27 export of HMPs (in kg) went to Russia.
- In 2019, 4.1% of EU27 exports of HMPs (in kg) went to the United States.
- In 2019, China and India received 2.0% and 0.3% of EU27 exports of HMPs (in kg) respectively

EU27 exports Human Medicinal Products (2019, volume - %)



### 3. Finished Pharmaceutical Products (FPP)

#### a. Imports (in values, Euro)

**The EU27 imports finished pharmaceutical products from many countries:**

- More than 127 countries supply the EU27 with FPPs; the top-5 supplies 96.1%.
- Total EU27 imports of FPPs amounted to Euro 181 billion in 2019.

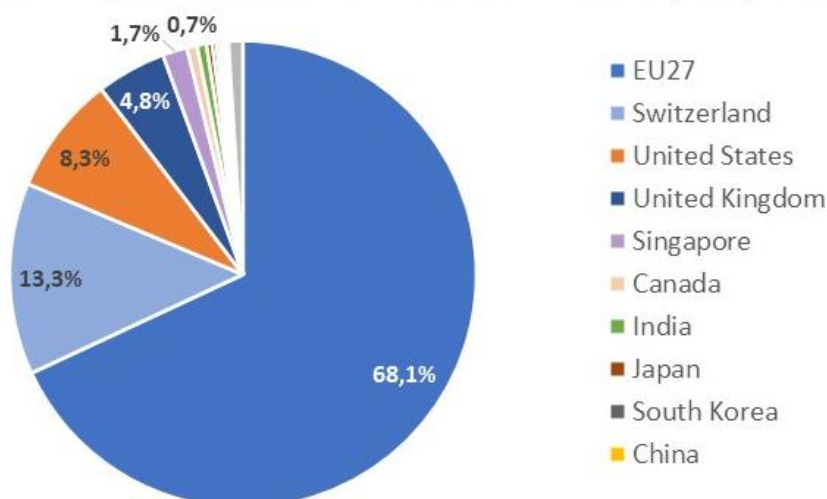
**The majority of EU27 imports of finished pharmaceutical products come from Europe itself:**

- In 2019, 86.2% of EU27 imports of FPP came from Europe (68.1% from EU27, 13.3% from Switzerland, 4.8% from the United Kingdom).
- In 2019, 8.3% of EU27 imports of FPP came from the United States.

**China and India are *not* the largest suppliers of finished pharmaceutical products to the EU27 (in values)**

- In 2019, the EU27 imported 0.6% of its FPPs from India and 0.3% from China.

EU27 imports Finished Pharmaceutical Products (2019, Value - %)



*2019 Total EU27 imports  
finished pharmaceuticals  
= € 181 billion*

#### b. Exports (in values, Euro)

**The EU27 exports finished pharmaceutical products to many countries:**

- In 2019, 181 countries are supplied by the EU27 with FPP; the top-5 export destinations constitute 78.4% of EU27 exports.
- Total EU27 exports of FPPs amounted to Euro 266 billion in 2019.

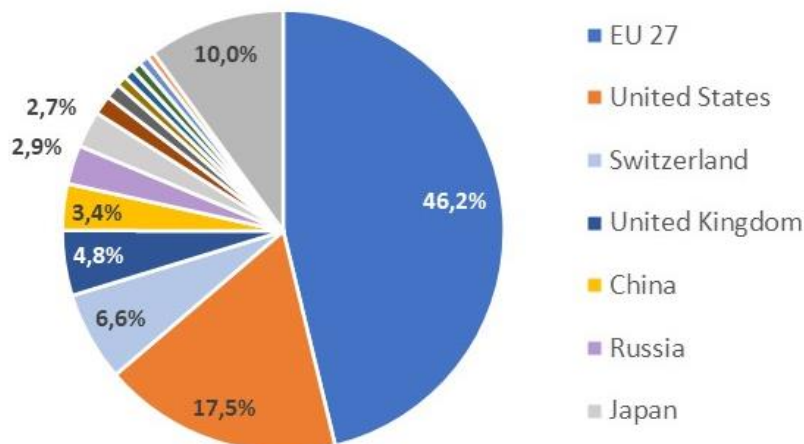
**EU27 exports of finished pharmaceutical products:**

- In 2019, 57.5% of EU27 exports of FPP went to Europe (46.2% to EU27, 6.6% to Switzerland, 4.8% to the United Kingdom).

**The United States is the largest extra-EU27 export destination for finished pharmaceutical products:**

- In 2019, 17.5% of EU27 exports of FPP went to the United States.
- In 2019, China and India received 3.4% and 0.2% of EU27 exports of FPP respectively.

## EU27 exports Finished Pharmaceutical Products (2019, Value - %)



*2019 Total EU27 exports  
finished pharmaceuticals  
= € 266 billion*

### c. Imports (in volumes - tonnes)

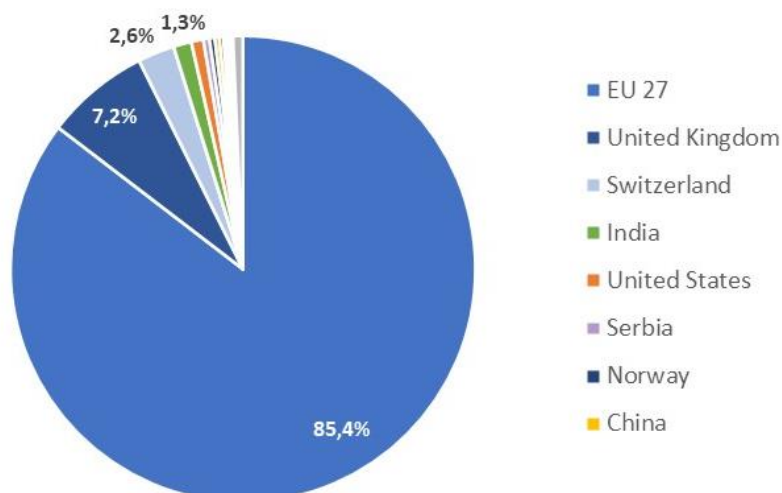
**The majority of EU27 imports of finished pharmaceutical products (in volumes) come from the EU27 itself:**

- In 2019, the top-5 countries/regions supply 97.3% of all FPPs to the EU27.
- In 2019, 95.2% of EU27 imports of FPPs (in kg) came from Europe (85.7% from the EU27, 7.2% from the United Kingdom, 2.6% from Switzerland, 0.2% from Norway and 0.1% from Serbia).
- In 2019, 0.8% of EU27 imports of FPPs (in kg) came from the United States.
- Total EU27 imports of FPPs amounted to 1.9 million tonnes in 2019.

**China and India are *not* significant suppliers of finished pharmaceutical products to the EU27 (in volumes):**

- In 2019, China and India supplied 0.3% and 1.3% of EU27 imports of pharmaceutical products (in kg) respectively.

## EU27 imports of Finished Pharmaceutical Products (2019, volume - %)



*2019 Total EU27 imports  
finished pharmaceuticals  
= 1.9 million tonnes*

### d. Exports (in volumes - tonnes)

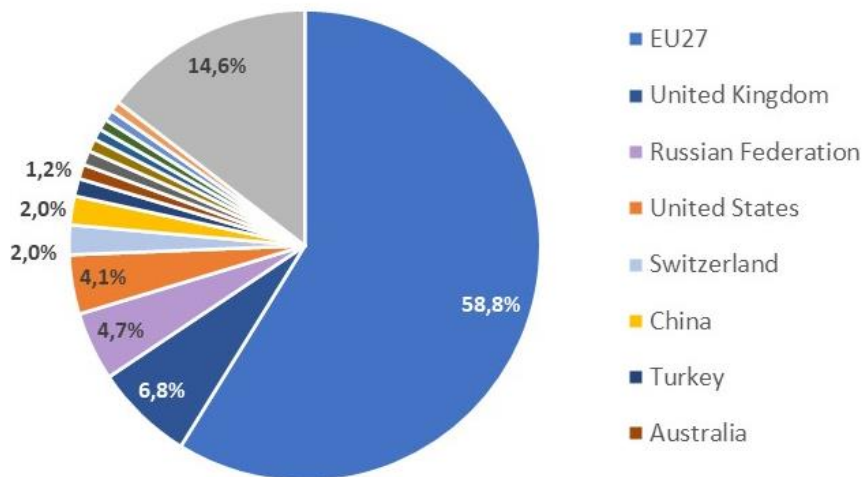
**The majority of EU27 exports of finished pharmaceutical products are going to the EU27 itself:**

- In 2019, 67.6% of EU27 exports of FPPs (in kg) went to Europe (58.8% to the EU27; 6.8% to the United Kingdom and 2.0% to Switzerland).

**The UK and Russia are the EU27's largest extra-EU export destinations (in values):**

- In 2019, 6.8% of EU27 exports of FPPs (in kg) went to the United Kingdom and 4.7% went to Russia.
- In 2019, China and India received 2.0% and 0.3% of EU27 exports of FPPs (in kg) respectively.

EU27 exports of Finished Pharmaceutical Products (2019, volume -%)



*2019 Total EU27 exports  
APIs = 2.8 million tonnes*

## 4. Active Pharmaceutical Ingredients (APIs)

### a. Imports (in values, Euro)

**The EU27 imports active pharmaceutical ingredients (APIs) from many countries:**

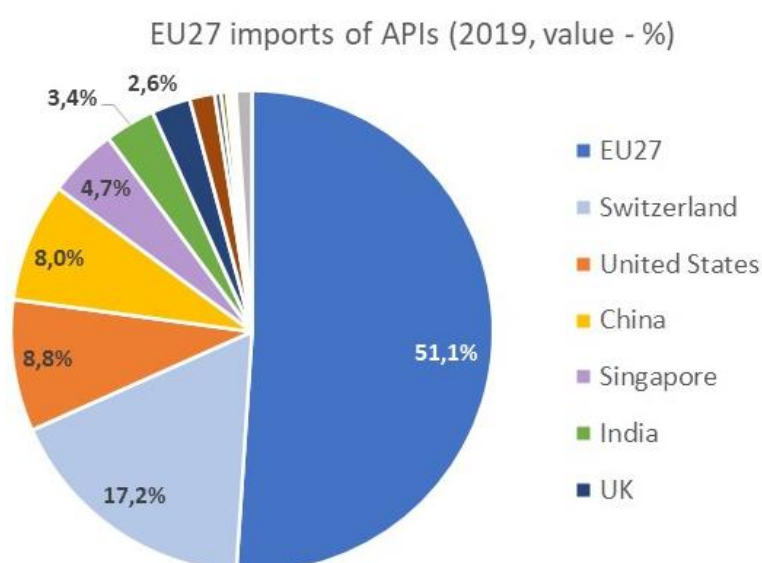
- More than 119 countries supply the EU27 with APIs; the top-5 supplies 89.8%.

**The majority of EU27 imports of APIs (in values) are from Europe itself:**

- In 2019, 70.9% of EU27 imports of APIs came from Europe (51.1% EU27, 17.2% Switzerland, 2.6% United Kingdom).
- In 2019, 8.8% of EU27 imports of APIs came from the United States.

**China and India are *not* the largest suppliers to the EU27 of APIs (in values)**

- In 2019, China and India constituted 8.0% and 3.4% of EU27 imports of APIs respectively.



*2019 Total EU27 imports  
API = € 79 billion*

### b. Exports (in values, Euro)

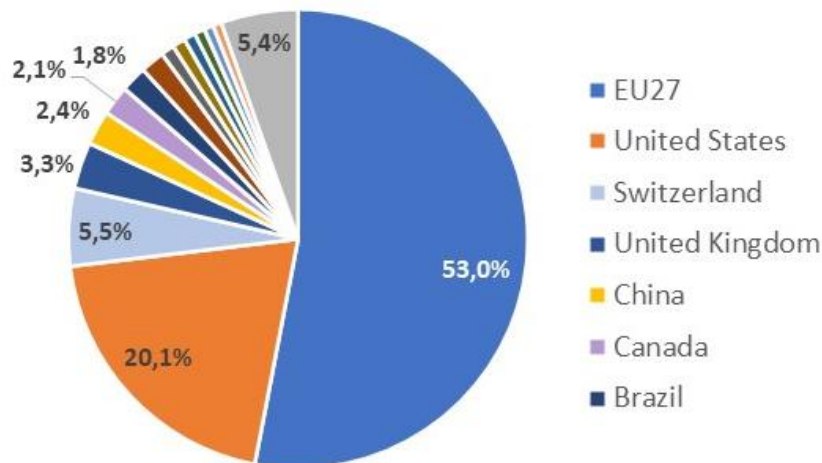
**The EU27 exports APIs to many countries:**

- In 2019, 146 countries are supplied by the EU27 with APIs; the top-5 export destinations constitute 84.3% of EU27 exports.

**EU27 exports of APIs (in values) go mainly to Europe and then to the US:**

- In 2019, 61.8% of EU27 exports of APIs went to Europe (53.0% EU27, 5.5% Switzerland, 3.3% United Kingdom).
- In 2019, 20.1% of EU27 exports of APIs went to the United States.
- In 2019, China and India received 2.4% and 0.9% of EU27 exports of APIs respectively.

EU27 exports of APIs (2019, value - %)



2019 Total EU27 exports  
API = € 77 billion

#### c. Imports (in volumes - tonnes)

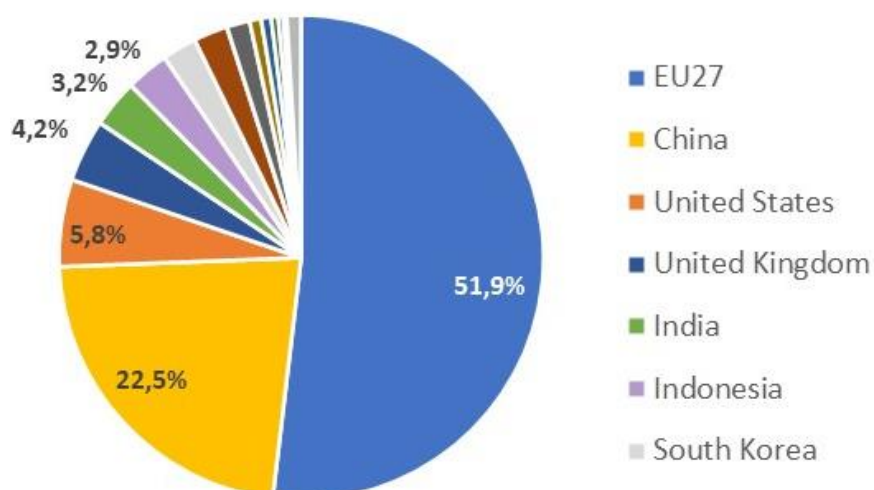
**The majority of EU27 imports of APIs (in volumes) are from the EU27 itself:**

- In 2019, 57.6% of EU27 imports of APIs (in kg) came from Europe (51.9% from the EU27; 4.2% from the United Kingdom and 1.5% from Switzerland).

**China is 2<sup>nd</sup> largest supplier of APIs to the EU27 (in volumes), followed by the US:**

- In 2019, China and India supplied 22.5% and 3.2% of EU27 imports of APIs (in kg).
- In 2019, 5.8% of EU27 imports of APIs (in kg) came from the United States.

EU27 imports of APIs (2019, volume - %)



2019 Total EU27 imports  
APIs = 3.5 million tonnes

#### d. Exports (in volumes - tonnes)

**The majority of EU27 exports of APIs are going to the EU27 itself:**

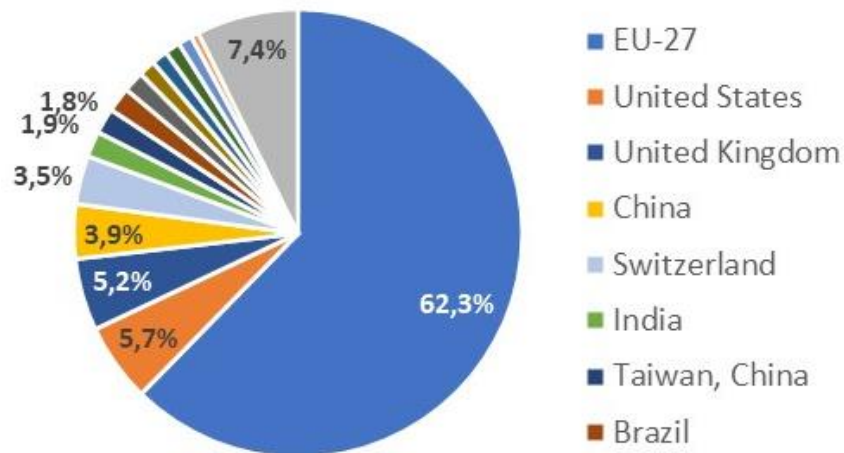
- In 2019, 71.0% of EU27 exports of APIs (in kg) went to Europe (62.3% to the EU27; 5.2% to the United Kingdom 3.5% to Switzerland).



**The UK and US are the EU27's largest extra-EU export destinations:**

- In 2019, 5.7% of EU27 exports of APIs (in kg) went to the United States and 5.2% to the United Kingdom.
- In 2019, China and India received 3.9% and 1.9% of EU27 exports of APIs (in kg) respectively.

EU27 exports of APIs (2019, volume - %)



*2019 Total EU27 exports  
APIs = 2.8 million tonnes*

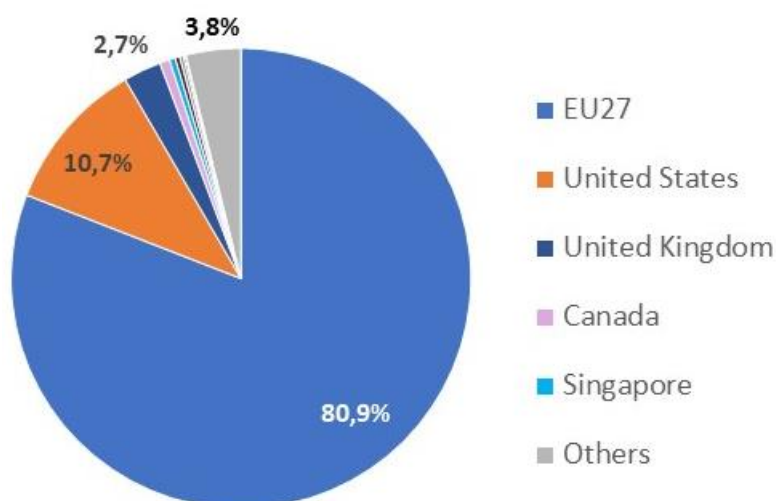
## 5. Vaccines

### a. Vaccines imports (in value terms, Euro)

**The large majority of EU27 imports of vaccines in value-terms are from the EU27 itself, followed by the US:**

- In 2019, 80.9% of EU27 imports of vaccines came from other EU27 countries (the EU Internal Market).
- In 2019 10.7% of EU27 imports of vaccines came from the United States.
- In 2019, 2.7% of EU27 imports of vaccines came from the United Kingdom.
- In 2019, China and India constituted less than 0.05% and 0.1% of EU27 imports of vaccines respectively.

EU27 imports of vaccines (2019, value - %)



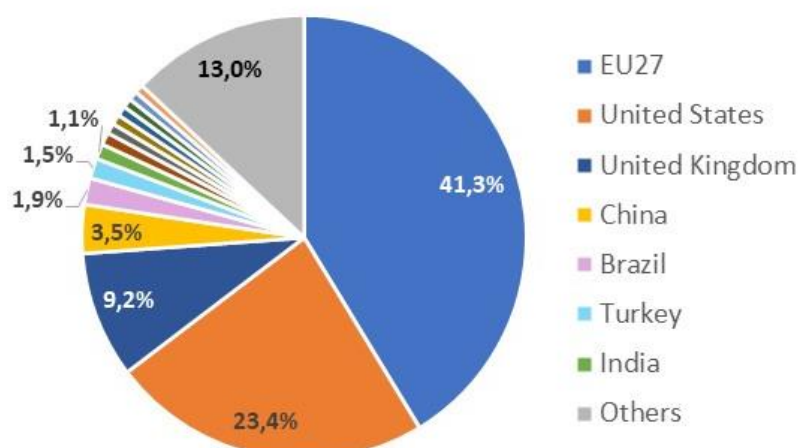
*2019 Total EU27 imports  
vaccines = € 12.7 billion*

### b. Vaccines exports (in value terms, Euro)

**The largest share of EU27 exports of vaccines in value-terms go to the EU27 itself, followed by the US; India and China are top-10 export destinations for EU vaccines:**

- In 2019, 41.3% of EU27 exports of vaccines went to other EU27 countries (the EU Internal Market).
- In 2019 23.4% of EU27 exports of vaccines went to the United States.
- In 2019 9.2% of EU27 exports of vaccines went to the United Kingdom.
- In 2019, China and India constituted 3.5% and 1.1% respectively of EU27 vaccines exports.
- In 2019, 13.0% of EU27 vaccine exports when to 'other' countries (suggesting broad export coverage).

EU27 exports of vaccines (2019, value - %)



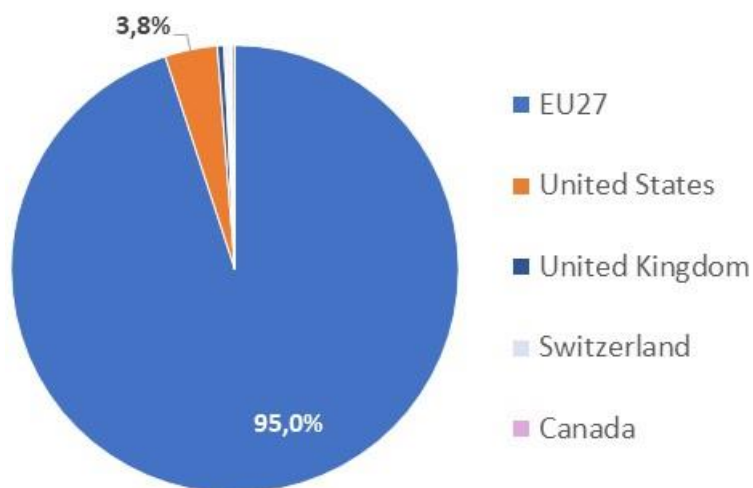
*2019 Total EU27 exports  
vaccines = € 21.3 billion*

### c. Vaccines imports (in volume terms, tonnes)

The large majority of EU27 imports of vaccines in volume-terms are from the EU27 itself, followed by the US; India and China are insignificant suppliers:

- In 2019, 95.0% of EU27 imports of vaccines came from other EU27 countries (the EU Internal Market).
- In 2019 3.8% of EU27 imports of vaccines came from the United States.
- In 2019, China and India constituted less than 0.05% of EU27 imports of vaccines each.

EU27 imports of vaccines (2019, volume - %)



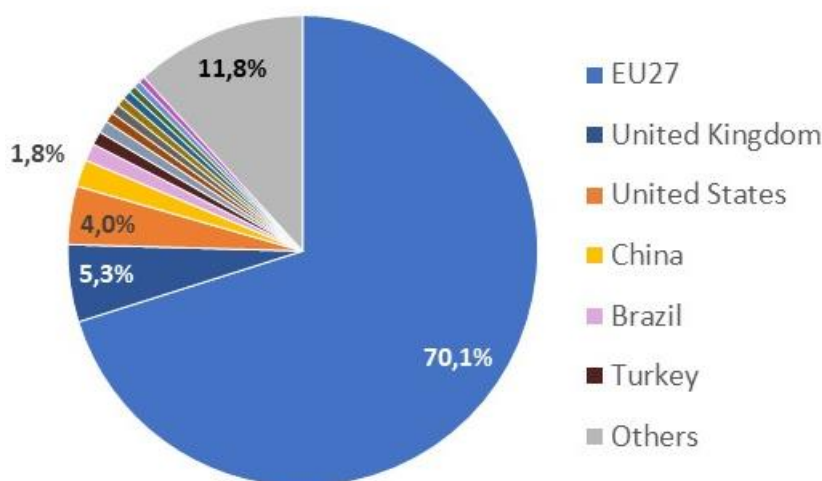
2019 Total EU27 imports  
vaccines = 30k tonnes

### d. Vaccines exports (in volume terms, tonnes)

The large majority of EU27 exports of vaccines in volume-terms go to the EU27 itself, followed by the US; India and China are top-10 export destinations for EU vaccines:

- In 2019, 70.1% of EU27 exports of vaccines went to other EU27 countries (the EU Internal Market).
- In 2019 5.3% of EU27 exports of vaccines went to the United Kingdom.
- In 2019, 4.0% of EU27 exports of vaccines went to the United States.
- In 2019, China and India constituted 1.8% and 0.7% respectively of EU27 exports of vaccines.

EU27 exports of vaccines (2019, volume - %)



2019 Total EU27 exports  
vaccines = 36k tonnes

## 6. Antibiotics

### a. Imports (in values, Euro)

**The EU27 imports antibiotics from many countries:**

- The top-5 suppliers supply 92.6% of all antibiotics to the EU27.
- Total EU27 imports of antibiotics amounted to Euro 9.7 billion in 2019.

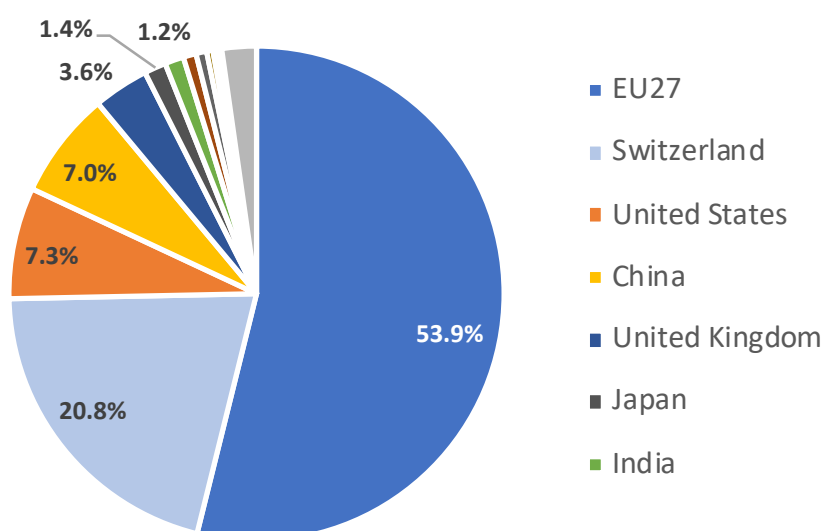
**The majority of EU27 imports antibiotics come from Europe itself:**

- In 2019, 78.3% of EU27 imports of antibiotics came from Europe (53.9% from EU27, 20.8% from Switzerland, and 3.6% from the United Kingdom).
- In 2019, 7.3% of EU27 imports of antibiotics came from the United States.

**China and India are *not* the largest suppliers of antibiotics to the EU27 (in values)**

- In 2019, the EU27 imported 7.0% of its antibiotics from China and 1.2% from India.

EU27 antibiotics imports (2019, value - %)



*2019 Total EU27 imports  
antibiotics = € 9.6 billion*

### b. Exports (in values, Euro)

**The EU27 exports antibiotics to many countries:**

- In 2019, the top-5 export destinations of the EU27 constituted 73.3% of EU27 exports.
- Total EU27 exports of antibiotics amounted to Euro 11.8 billion in 2019.

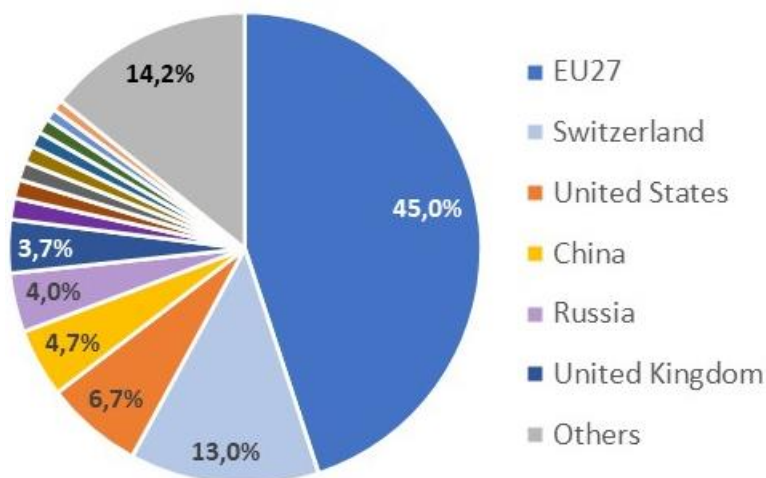
**EU27 exports of antibiotics:**

- In 2019, 61.6% of EU27 exports of antibiotics went to Europe (45.0% to EU27, 13.0% to Switzerland, 3.7% to the United Kingdom).

**The United States is the largest extra-EU27 export destination for antibiotics:**

- In 2019, 6.7% of EU27 exports of antibiotics went to the United States.
- In 2019, China and India received 4.7% and 1.2% of EU27 exports of antibiotics respectively.

## EU27 antibiotics exports (2019, value - %)



2019 Total EU27 exports  
antibiotics = € 11.8 billion

## c. Imports (in volumes - tonnes)

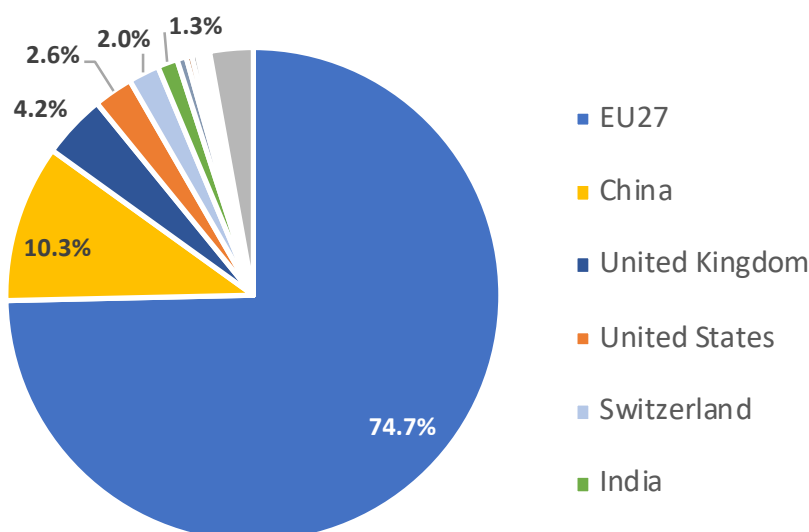
### The majority of EU27 imports of antibiotics (in volumes) come from the EU27 itself:

- In 2019, the top-5 countries/regions supplied 93.7% of all antibiotics to the EU27.
- In 2019, 81.2% of EU27 imports of antibiotics (in kg) came from Europe (74.7% from the EU27, 4.2% from the United Kingdom, 2.0% from Switzerland, 0.2% from Norway, and 0.1% from North Macedonia).
- In 2019, 2.6% of EU27 imports of antibiotics (in kg) came from the United States.
- Total EU27 imports of antibiotics amounted to 113 thousand tonnes in 2019.

### China is 2nd largest supplier of antibiotics to the EU27 (in volumes), followed by the UK and US:

- In 2019, China and India supplied 10.3% and 1.3% of EU27 imports of antibiotics (in kg) respectively.
- In 2019, 4.2% of EU27 imports of antibiotics (in kg) came from the United Kingdom.
- In 2019, 2.6% of EU27 imports of antibiotics (in kg) came from the United States.

## EU27 antibiotics imports (2019, volume - %)



2019 Total EU27 imports  
antibiotics = 113k tonnes

#### d. Exports (in volumes - tonnes)

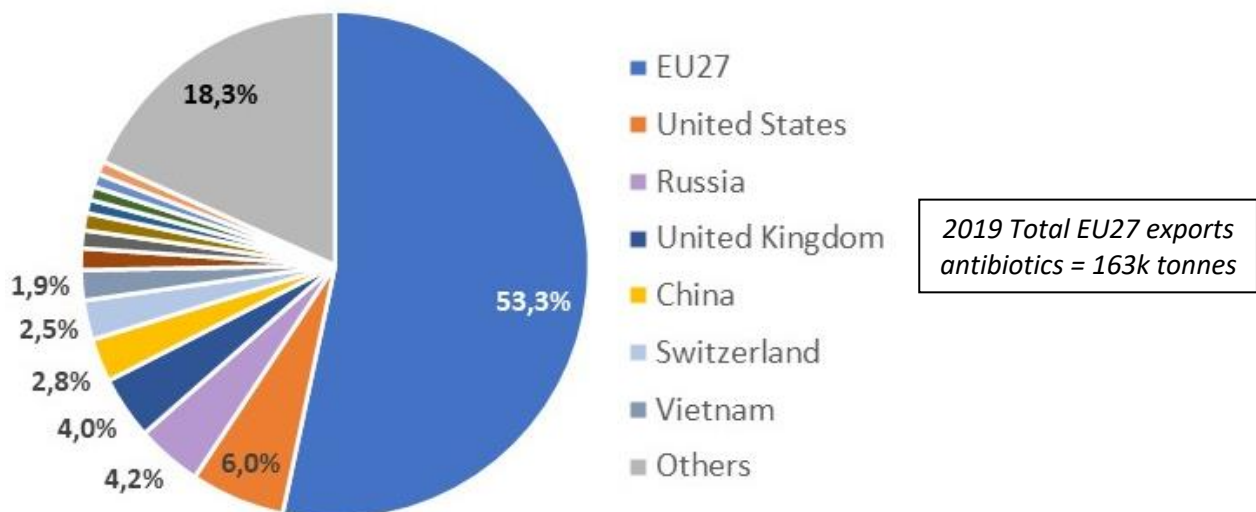
**The majority of EU27 exports of antibiotics are going to the EU27 itself:**

- In 2019, 59.8% of EU27 exports of antibiotics (in kg) went to Europe (53.3% to the EU27; 4.0% to the United Kingdom and 2.5% to Switzerland).

**The US and Russia are the EU27's largest extra-EU export destinations (in values):**

- In 2019, 6.0% of EU27 exports of antibiotics (in kg) went to the United States and 4.2% went to Russia.
- In 2019, China and India received 2.8% and 0.8% of EU27 exports of antibiotics (in kg) respectively.

EU27 antibiotics exports (2019, volume - %)



## Annex 1: Table overviews

### A. EU27 imports and exports of total pharmaceutical products

EU27 all pharmaceutical imports (values, bln Euro) EU27 all pharmaceutical exports (values, bln Euro)

Rank	Country	Import (value, bln Euro)	Share (%)
1	EU27	181,7	62,5%
2	Switzerland	38,6	13,3%
3	United States	25,6	8,8%
4	United Kingdom	11,4	3,9%
5	Singapore	7,1	2,4%
6	China	6,9	2,4%
7	India	3,9	1,3%
8	Israel	3,6	1,2%
9	South Korea	2,7	0,9%
10	Japan	2,2	0,8%
11	Canada	1,5	0,5%
12	Norway	0,7	0,2%
13	Turkey	0,2	0,1%
14	Taiwan, China	0,2	0,1%
15	Others	4,6	1,6%
Total (Euro, billion)		290,9	

Rank	Country	Export (value, bln Euro)	Share (%)
1	EU27	177,4	46,3%
2	United States	70,8	18,5%
3	Switzerland	22,4	5,9%
4	United Kingdom	20,7	5,4%
5	China	11,8	3,1%
6	Japan	8,7	2,3%
7	Russia	8,6	2,2%
8	Canada	5,6	1,4%
9	Brazil	3,7	1,0%
10	Australia	3,7	1,0%
11	Turkey	2,8	0,7%
12	South Korea	2,7	0,7%
13	Saudi Arabia	2,1	0,5%
14	Taiwan, China	1,6	0,4%
15	Others	40,6	10,6%
Total (Euro, billion)		383,2	

EU27 all pharmaceutical imports  
(volumes, '000 tonnes)

Rank	Country	Import (volumes, '000 tonnes)	Share (%)
1	EU27	3547,6	64,2%
2	China	793,0	14,4%
3	United Kingdom	287,2	5,2%
4	United States	221,9	4,0%
5	India	139,4	2,5%
6	Switzerland	104,0	1,9%
7	Indonesia	99,8	1,8%
8	South Korea	81,0	1,5%
9	Argentina	79,5	1,4%
10	Japan	29,6	0,5%
11	Russia	23,8	0,4%
12	Ukraine	16,2	0,3%
13	Norway	15,3	0,3%
14	Brazil	12,6	0,2%
15	Others	73,0	1,3%
Total (tonnes, thousand)		5523,9	

EU27 all pharmaceutical exports  
(volumes, '000 tonnes)

Rank	Country	Export (volumes, '000 tonnes)	Share (%)
1	EU-27	3508,6	60,9%
2	United Kingdom	351,3	6,1%
3	United States	274,7	4,8%
4	China	166,7	2,9%
5	Russia	166,5	2,9%
6	Switzerland	156,1	2,7%
7	South Korea	71,9	1,2%
8	Brazil	69,5	1,2%
9	Turkey	66,7	1,2%
10	Taiwan, China	63,6	1,1%
11	India	60,7	1,1%
12	Norway	44,7	0,8%
13	Japan	37,9	0,7%
14	Saudi Arabia	37,4	0,6%
15	Other	688,7	11,9%
Total (tonnes, thousand)		5765,1	



## B. EU27 imports and exports of Finished Pharmaceutical Products (FPP)

**EU27 imports of FPP (values, bln Euro)**

Rank	Country	Import (value, bln Euro)	Share (%)
1	EU27	123,2	68,1%
2	Switzerland	24,0	13,3%
3	United States	14,9	8,3%
4	United Kingdom	8,7	4,8%
5	Singapore	3,1	1,7%
6	Canada	1,3	0,7%
7	India	1,2	0,6%
8	Japan	0,7	0,4%
9	South Korea	0,5	0,3%
10	China	0,5	0,3%
11	Norway	0,4	0,2%
12	Israel	0,3	0,1%
13	Turkey	0,2	0,1%
14	Serbia	0,1	0,1%
15	Others	1,8	1,0%
Total (Euro, billion)		181,0	

**EU27 exports of FPP (values, bln Euro)**

Rank	Country	Export (value, bln Euro)	Share (%)
1	EU 27	122,7	46,2%
2	United States	46,5	17,5%
3	Switzerland	17,4	6,6%
4	United Kingdom	12,6	4,8%
5	China	9,1	3,4%
6	Russia	7,6	2,9%
7	Japan	7,1	2,7%
8	Canada	3,8	1,4%
9	Australia	3,0	1,1%
10	South Korea	2,1	0,8%
11	Turkey	2,0	0,7%
12	Brazil	1,9	0,7%
13	Saudi Arabia	1,9	0,7%
14	Taiwan, China	1,4	0,5%
15	Others	26,6	10,0%
Total (Euro, billion)		265,5	

**EU27 imports of FPP (volumes, '000 tonnes)**

Rank	Country	Import (volumes, '000 tonnes)	Share (%)
1	EU 27	1647,9	85,4%
2	United Kingdom	139,7	7,2%
3	Switzerland	49,2	2,6%
4	India	24,3	1,3%
5	United States	16,2	0,8%
6	Serbia	8,2	0,4%
7	Norway	7,2	0,4%
8	China	6,1	0,3%
9	Turkey	5,4	0,3%
10	North Macedonia	3,1	0,2%
11	Singapore	3,0	0,2%
12	Japan	2,6	0,1%
13	Mexico	2,3	0,1%
14	Israel	1,5	0,1%
15	Others	13,3	0,7%
Total (tonnes, thousand)		1930,1	

**EU27 exports of FPP (volumes, '000 tonnes)**

Rank	Country	Export (volumes, '000 tonnes)	Share (%)
1	EU 27	1641,7	58,8%
2	United Kingdom	189,7	6,8%
3	Russian Federation	131,5	4,7%
4	United States	113,4	4,1%
5	Switzerland	56,7	2,0%
6	China	55,2	2,0%
7	Turkey	33,7	1,2%
8	Australia	27,8	1,0%
9	South Korea	27,5	1,0%
10	Israel	24,6	0,9%
11	Saudi Arabia	21,2	0,8%
12	South Africa	21,1	0,8%
13	Canada	20,7	0,7%
14	Ukraine	20,3	0,7%
15	Others	406,2	14,6%
Total (tonnes, thousand)		2791,2	

## C. EU27 imports and exports of Active Pharmaceutical Ingredients (APIs)

**EU27 API imports (values, bln Euro)**

Rank	Country	Import (value, bln Euro)	Share (%)
1	EU27	40,2	51,1%
2	Switzerland	13,6	17,2%
3	United States	7,0	8,8%
4	China	6,3	8,0%
5	Singapore	3,7	4,7%
6	India	2,7	3,4%
7	UK	2,1	2,6%
8	Japan	1,3	1,7%
9	South Korea	0,3	0,4%
10	Norway	0,3	0,4%
11	Argentina	0,2	0,2%
12	Israel	0,1	0,2%
13	Taiwan, China	0,1	0,1%
14	Brazil	0,1	0,1%
15	Others	0,8	1,1%
Total (Euro, billion)		78,7	

**EU27 API exports (values, bln Euro)**

Rank	Country	Export (value, bln Euro)	Share (%)
1	EU27	40,7	53,0%
2	United States	15,4	20,1%
3	Switzerland	4,2	5,5%
4	United Kingdom	2,5	3,3%
5	China	1,9	2,4%
6	Canada	1,6	2,1%
7	Brazil	1,4	1,8%
8	Japan	1,3	1,7%
9	Singapore	0,7	0,9%
10	India	0,7	0,9%
11	Russia	0,6	0,8%
12	Australia	0,6	0,7%
13	South Korea	0,5	0,7%
14	Turkey	0,5	0,6%
15	Others	4,2	5,4%
Total (Euro, billion)		76,7	

#### EU27 API imports (volumes, '000 tonnes)

Rank	Country	Import (volumes, '000 tonnes)	Share (%)
1	EU27	1809,8	51,9%
2	China	785,4	22,5%
3	United States	202,5	5,8%
4	United Kingdom	145,5	4,2%
5	India	111,8	3,2%
6	Indonesia	99,8	2,9%
7	South Korea	80,5	2,3%
8	Argentina	79,4	2,3%
9	Switzerland	53,7	1,5%
10	Japan	26,9	0,8%
11	Russia	23,5	0,7%
12	Ukraine	15,9	0,5%
13	Brazil	11,9	0,3%
14	Norway	8,0	0,2%
15	Others	33,2	1,0%
Total (tonnes, thousand)		3487,8	

#### EU27 API exports (volumes, '000 tonnes)

Rank	Country	Export (volumes, '000 tonnes)	Share (%)
1	EU-27	1747,8	62,3%
2	United States	158,9	5,7%
3	United Kingdom	145,9	5,2%
4	China	110,1	3,9%
5	Switzerland	97,9	3,5%
6	India	52,3	1,9%
7	Taiwan, China	51,4	1,8%
8	Brazil	50,4	1,8%
9	South Korea	42,5	1,5%
10	Russia	33,7	1,2%
11	Turkey	32,2	1,1%
12	Norway	31,0	1,1%
13	Japan	28,1	1,0%
14	Saudi-Arabia	16,0	0,6%
15	Other	206,3	7,4%
Total (tonnes, thousand)		2804,5	

### D. EU27 imports and exports of vaccines – in values (Euro)

#### EU27 imports of vaccines (values, mln Euro)

Rank	Country	Import (value, mln Euro)	Share (%)
1	EU27	10283,7	80,9%
2	United States	1358,7	10,7%
3	United Kingdom	338,5	2,7%
4	Canada	88,8	0,7%
5	Singapore	52,9	0,4%
6	Mexico	41,4	0,3%
7	Australia	32,2	0,3%
8	Switzerland	20,2	0,2%
9	South Korea	2,8	0,0%
10	India	1,0	0,0%
11	Saudi Arabia	0,4	0,0%
12	Norway	0,2	0,0%
13	Japan	0,2	0,0%
14	China	0,1	0,0%
15	Others	488,6	3,8%
Total (Euro, million)		12709,6	

#### EU27 exports of vaccines (values, mln Euro)

Rank	Country	Export (value, mln Euro)	Share (%)
1	EU27	8815,3	41,3%
2	United States	4983,7	23,4%
3	United Kingdom	1960,7	9,2%
4	China	755,6	3,5%
5	Brazil	410,7	1,9%
6	Turkey	313,5	1,5%
7	India	233,7	1,1%
8	Japan	193,9	0,9%
9	Mexico	160,0	0,7%
10	Australia	156,9	0,7%
11	Canada	154,3	0,7%
12	South Africa	144,4	0,7%
13	Vietnam	143,0	0,7%
14	Pakistan	133,6	0,6%
15	Others	2778,6	13,0%
Total (Euro, million)		21337,8	

#### EU27 imports of vaccines (volumes, tonnes)

Rank	Country	Import (volumes, tonnes)	Share (%)
1	EU27	28436,0	95,0%
2	United States	1133,3	3,8%
3	United Kingdom	139,8	0,5%
4	Switzerland	52,9	0,2%
5	Canada	52,2	0,2%
6	Mexico	18,3	0,1%
7	South Korea	14,7	0,0%
8	Australia	11,0	0,0%
9	Singapore	7,6	0,0%
10	India	3,5	0,0%
11	Saudi Arabia	1,6	0,0%
12	China	0,9	0,0%
13	Norway	0,9	0,0%
14	Japan	0,2	0,0%
15	Others	72,0	0,2%
Total (tonnes)		29944,9	

#### EU27 exports of vaccines (volumes, tonnes)

Rank	Country	Export (volumes, tonnes)	Share (%)
1	EU27	25227,7	70,1%
2	United Kingdom	1907,6	5,3%
3	United States	1443,9	4,0%
4	China	663,8	1,8%
5	Brazil	430,2	1,2%
6	Turkey	334,2	0,9%
7	Mexico	306,3	0,9%
8	Pakistan	248,1	0,7%
9	India	241,5	0,7%
10	Australia	218,0	0,6%
11	Vietnam	207,6	0,6%
12	Argentina	173,5	0,5%
13	Japan	166,4	0,5%
14	Thailand	157,0	0,4%
15	Others	4242,2	11,8%
Total (tonnes)		35968,0	

## E. EU27 imports and exports of antibiotics

### EU27 imports of antibiotics (FPP+API, values, mln Euro) EU27 imports of antibiotics (FPP, values, mln Euro)

Rank	Country	Import (value, mln Euro)	Share (%)
1	EU27	5233,4	53,9%
2	Switzerland	2021,2	20,8%
3	United States	708,3	7,3%
4	China	679,9	7,0%
5	United Kingdom	352,1	3,6%
6	Japan	137,5	1,4%
7	India	120,7	1,2%
8	South Korea	82,0	0,8%
9	Taiwan, China	67,8	0,7%
10	Singapore	40,0	0,4%
11	Turkey	18,4	0,2%
12	Canada	13,7	0,1%
13	Brazil	13,4	0,1%
14	Australia	9,4	0,1%
15	Others	218,5	2,2%
Total (Euro, million)		9716,1	

Rank	Country	Import (value, mln Euro)	Share (%)
1	EU27	3315,0	68,0%
2	Switzerland	654,6	13,4%
3	United Kingdom	314,9	6,5%
4	United States	258,9	5,3%
5	Taiwan, China	63,5	1,3%
6	India	61,7	1,3%
7	China	41,5	0,9%
8	Turkey	17,8	0,4%
9	Canada	12,7	0,3%
10	Japan	11,2	0,2%
11	Australia	9,4	0,2%
12	Brazil	8,4	0,2%
13	North Macedonia	5,0	0,1%
14	Singapore	3,7	0,1%
15	Others	99,5	2,0%
Total (Euro, million)		4877,7	

### EU27 imports of antibiotics (API, values, mln Euro)

Rank	Country	Import (value, mln Euro)	Share (%)
1	EU27	1918,4	39,6%
2	Switzerland	1366,5	28,2%
3	China	638,4	13,2%
4	United States	449,3	9,3%
5	Japan	126,3	2,6%
6	South Korea	81,1	1,7%
7	India	58,9	1,2%
8	United Kingdom	37,2	0,8%
9	Singapore	36,3	0,7%
10	Macao, China	8,7	0,2%
11	Hong Kong, China	7,5	0,2%
12	New Zealand	6,3	0,1%
13	Israel	5,0	0,1%
14	Brazil	5,0	0,1%
15	Others	93,3	1,9%
Total (Euro, million)		4838,4	

### EU27 exports of antibiotics (FPP+API, values, mln Euro) EU27 exports of antibiotics (FPP, values, mln Euro)

Rank	Country	Export (value, mln Euro)	Share (%)
1	EU27	5312,5	45,0%
2	Switzerland	1533,2	13,0%
3	United States	786,6	6,7%
4	China	555,9	4,7%
5	Russia	478,5	4,0%
6	United Kingdom	431,4	3,7%
7	Brazil	173,4	1,5%
8	Canada	151,6	1,3%
9	Japan	145,7	1,2%
10	India	137,7	1,2%
11	Vietnam	126,2	1,1%
12	Saudi Arabia	120,3	1,0%
13	Egypt	95,4	0,8%
14	Australia	89,4	0,8%
15	Others	1680,1	14,2%
Total (Euro, million)		11818,0	

Rank	Country	Export (value, mln Euro)	Share (%)
1	EU27	3530,7	40,0%
2	Switzerland	1282,8	14,5%
3	United States	600,1	6,8%
4	Russia	456,4	5,2%
5	China	430,1	4,9%
6	United Kingdom	386,3	4,4%
7	Vietnam	117,2	1,3%
8	Brazil	111,9	1,3%
9	Saudi Arabia	110,7	1,3%
10	Japan	106,1	1,2%
11	Canada	100,7	1,1%
12	South Africa	80,3	0,9%
13	Algeria	76,1	0,9%
14	Egypt	71,2	0,8%
15	Others	1376,3	15,6%
Total (Euro, million)		8837,2	

### EU27 exports of antibiotics (API, values, mln Euro)

Rank	Country	Export (value, mln Euro)	Share (%)
1	EU27	1781,8	59,8%
2	Switzerland	250,4	8,4%
3	United States	186,5	6,3%
4	China	125,7	4,2%
5	India	103,4	3,5%
6	Brazil	61,5	2,1%
7	Canada	50,9	1,7%
8	United Kingdom	45,1	1,5%
9	Australia	39,8	1,3%
10	Japan	39,6	1,3%
11	Turkey	35,6	1,2%
12	South Korea	25,5	0,9%
13	Egypt	24,1	0,8%
14	Russia	22,1	0,7%
15	Others	188,7	6,3%
Total (Euro, million)		2980,8	

## EU27 imports of antibiotics (FPP+API, volumes, tonnes) EU27 imports of antibiotics (FPP, volumes, tonnes)

Rank	Country	Import (volumes, tonnes)	Share (%)
1	EU27	84344,3	74,7%
2	China	11602,3	10,3%
3	United Kingdom	4721,7	4,2%
4	United States	2909,4	2,6%
5	Switzerland	2284,7	2,0%
6	India	1477,5	1,3%
7	Singapore	683,9	0,6%
8	Japan	418,2	0,4%
9	Turkey	413,1	0,4%
10	South Korea	285,9	0,3%
11	Norway	236,1	0,2%
12	New Zealand	160,6	0,1%
13	North Macedonia	118,2	0,1%
14	Brazil	115,7	0,1%
15	Others	3198,5	2,8%
Total (tonnes)		112970,1	

Rank	Country	Import (volumes, tonnes)	Share (%)
1	EU27	66467,9	85,2%
2	United Kingdom	4346,1	5,6%
3	China	2027,7	2,6%
4	Switzerland	1950,4	2,5%
5	India	1186,6	1,5%
6	United States	489,6	0,6%
7	Turkey	406,7	0,5%
8	Norway	236,0	0,3%
9	North Macedonia	118,2	0,2%
10	Brazil	107,2	0,1%
11	Canada	88,0	0,1%
12	Montenegro	55,6	0,1%
13	Japan	53,4	0,1%
14	Australia	40,9	0,1%
15	Others	471,7	0,6%
Total (tonnes)		78046,0	

## EU27 imports of antibiotics (API, volumes, tonnes)

Rank	Country	Import (volumes, tonnes)	Share (%)
1	EU27	17876,4	51,2%
2	China	9574,6	27,4%
3	United States	2419,8	6,9%
4	Singapore	682,5	2,0%
5	United Kingdom	375,6	1,1%
6	Japan	364,8	1,0%
7	Switzerland	334,3	1,0%
8	India	290,9	0,8%
9	South Korea	281,7	0,8%
10	New Zealand	129,4	0,4%
11	Hong Kong, China	109,5	0,3%
12	Macao, China	29,6	0,1%
13	Malaysia	13,4	0,0%
14	Brazil	8,5	0,0%
15	Others	2433,1	7,0%
Total (tonnes)		34924,1	

**EU27 exports of antibiotics (FPP+API, volumes, tonnes) EU27 exports of antibiotics (FPP, volumes, tonnes)**

Rank	Country	Export (volumes, tonnes)	Share (%)
1	EU27	87142,8	53,3%
2	United States	9801,1	6,0%
3	Russia	6837,7	4,2%
4	United Kingdom	6548,2	4,0%
5	China	4514,2	2,8%
6	Switzerland	4103,1	2,5%
7	Vietnam	3130,6	1,9%
8	Brazil	2255,2	1,4%
9	Iraq	1850,0	1,1%
10	Canada	1800,5	1,1%
11	Saudi Arabia	1391,6	0,9%
12	Algeria	1389,7	0,9%
13	South Africa	1379,0	0,8%
14	Egypt	1369,7	0,8%
15	Others	29907,5	18,3%
Total (tonnes)		163420,9	

Rank	Country	Export (volumes, tonnes)	Share (%)
1	EU27	69427,0	50,5%
2	United States	9267,9	6,7%
3	Russia	6594,8	4,8%
4	United Kingdom	6330,6	4,6%
5	Switzerland	3502,6	2,5%
6	Vietnam	2977,0	2,2%
7	China	2630,5	1,9%
8	Brazil	1880,3	1,4%
9	Iraq	1803,3	1,3%
10	South Africa	1339,3	1,0%
11	Algeria	1327,1	1,0%
12	Australia	1295,5	0,9%
13	Saudi Arabia	1287,5	0,9%
14	Canada	1267,9	0,9%
15	Others	26538,8	19,3%
Total (tonnes)		137470,1	

**EU27 exports of antibiotics (API, volumes, tonnes)**

Rank	Country	Export (volumes, tonnes)	Share (%)
1	EU27	17715,8	68,3%
2	China	1883,7	7,3%
3	Switzerland	600,5	2,3%
4	United States	533,2	2,1%
5	Canada	532,6	2,1%
6	Brazil	374,9	1,4%
7	Russia	242,9	0,9%
8	India	226,2	0,9%
9	United Kingdom	217,6	0,8%
10	Vietnam	153,6	0,6%
11	Turkey	139,3	0,5%
12	Egypt	122,4	0,5%
13	Saudi Arabia	104,1	0,4%
14	South Korea	89,3	0,3%
15	Others	3014,7	11,6%
Total (tonnes)		25950,8	

**F. EU27 imports and exports of semi-finished products (SFP)**

**EU27 imports of SFP (values, mln Euro)**

Rank	Country	Import (value, mln Euro)	Share (%)
1	EU27	8022,6	46,0%
2	Israel	3227,6	18,5%
3	United States	2374,4	13,6%
4	South Korea	1821,5	10,4%
5	Switzerland	994,5	5,7%
6	United Kingdom	263,3	1,5%
7	Singapore	250,8	1,4%
8	Japan	150,3	0,9%
9	India	87,2	0,5%
10	Canada	59,3	0,3%
11	China	39,8	0,2%
12	Australia	14,3	0,1%
13	Taiwan, China	5,0	0,0%
14	Turkey	4,8	0,0%
15	Others	133,0	0,8%
Total (Euro, million)		17448,3	

**EU27 exports of SFP (values, mln Euro)**

Rank	Country	Export (value, mln Euro)	Share (%)
1	EU27	5192,7	35,9%
2	United States	3942,4	27,3%
3	United Kingdom	3614,6	25,0%
4	Switzerland	730,6	5,1%
5	Russia	233,6	1,6%
6	China	98,0	0,7%
7	Algeria	81,3	0,6%
8	South Korea	77,2	0,5%
9	Japan	65,3	0,5%
10	Singapore	52,0	0,4%
11	Iran	47,0	0,3%
12	Mexico	38,2	0,3%
13	Turkey	37,9	0,3%
14	Canada	29,8	0,2%
15	Others	206,0	1,4%
Total (Euro, million)		14446,6	

## EU27 imports of SFP (volumes, tonnes)

Rank	Country	Import (volumes, tonnes)	Share (%)
1	EU27	61418,1	85,0%
2	India	3382,6	4,7%
3	United States	2098,0	2,9%
4	United Kingdom	1835,0	2,5%
5	China	1537,5	2,1%
6	Switzerland	939,4	1,3%
7	Turkey	329,9	0,5%
8	Australia	147,3	0,2%
9	Canada	126,6	0,2%
10	Japan	122,7	0,2%
11	Norway	83,2	0,1%
12	South Korea	70,5	0,1%
13	Cyprus	44,4	0,1%
14	Brazil	40,4	0,1%
15	Others	122,4	0,2%
<b>Total (tonnes)</b>		<b>72298,0</b>	

## EU27 exports of SFP (volumes, tonnes)

Rank	Country	Export (volumes, tonnes)	Share (%)
1	EU27	93778,9	76,7%
2	United Kingdom	13879,0	11,3%
3	South Korea	1768,9	1,4%
4	Switzerland	1379,3	1,1%
5	Russia	1194,7	1,0%
6	United States	982,9	0,8%
7	China	745,5	0,6%
8	Algeria	731,5	0,6%
9	Bangladesh	576,6	0,5%
10	Mexico	513,4	0,4%
11	Turkey	475,1	0,4%
12	Japan	468,4	0,4%
13	Brazil	455,8	0,4%
14	Egypt	453,2	0,4%
15	Others	4934,3	4,0%
<b>Total (tonnes)</b>		<b>122337,5</b>	

## Annex 2: Methodology

These numbers are based on a detailed extraction from the Eurostat database at 6- and 8-digit levels for 2019<sup>2</sup> as well as the United Nations Comtrade Database.<sup>3</sup>

We distinguish the following categories:

- All pharmaceutical products:
  - Human Medicinal Products (HMP)
    - Finished Pharmaceutical Products (FPP)
    - Vaccines
  - Finished Pharmaceutical Products (FPP)
    - Finished Pharmaceutical Products
    - Antibiotics Finished Pharmaceutical Products
  - Active Pharmaceutical Ingredients
    - Active Pharmaceutical Ingredients
    - Antibiotics Active Pharmaceutical Ingredients
  - Vaccines
  - Antibiotics
    - Antibiotics Finished Pharmaceutical Products
    - Antibiotics Active Pharmaceutical Ingredients
  - Semi-Finished Products (SFP)

### All pharmaceutical products

Are defined as the total sum of all finished pharmaceutical products, active pharmaceutical ingredients (both overall APIs and antibiotics APIs), vaccines and semi-finished products.

### Human Medicinal Products (HMP)

Are defined as the sum of all finished pharmaceutical products and vaccines together – all pharmaceutical products for human use.

### Finished Pharmaceutical Products (Chapter 30)

For finished pharmaceutical products (FPP), we have looked at Chapter 30 of the World Customs Organization's Harmonized System (HS) upon which the EU's Combined Nomenclature (CN) is based. Looking at the codes in Chapter 30, some contain API rather than finished products. For example:

- Code 3001 contains API such as heparins and salts, which are not final products but API – so it is classified as API.
- Under 3002, the majority of products are vaccines, but not all. 300213 are API (monoclonal antibodies); 300214 are semi-finished products; 300215 are finished products (in Chapter 30), while 300290 are cell cultures, micro-organisms, toxins, etc. which are raw materials and API.

We also distinguish between FPPs (based on the selected parts of Chapter 30) and antibiotic FPPs (EU CN codes (300410 and 300420).

### Vaccines (Chapter 30)

Vaccines are covered in CN code 300220 (Vaccines for Human Medicine). The rest of code 3002 falls in part under API, semi-finished and finished pharmaceutical products.

<sup>2</sup> <https://ec.europa.eu/eurostat/data/database>

<sup>3</sup> <https://comtrade.un.org/data/>



### Active Pharmaceutical Ingredients (APIs)

The API were estimated using a combination of the EU CN codes, combined and cross-checked with import end-use pharmaceutical codes (40100) and US NAICS codes 3245 or 325199. This allowed us to filter the detailed Chapter 29 HS codes to distinguish between various uses of the APIs. It would not be correct to include APIs used for manufacturing or agriculture, as that would overestimate the trade effects and could distort the bilateral trade flow picture. For example:

- 290381 – 1,2,3,4,5,6, - Hexachlorocyclohexane (HCH (ISO)), including lindane (ISO, INN) are pesticides, not used in pharmaceuticals.
- 291040 – Dieldrin (ISO, INN) are insecticides, not used in pharmaceuticals.
- 293070 – Bis(2-hydroxyethyl) sulphide (thiodiglycol (INN)) is for non-medical use.
- 293361 – Melamine, is for non-medical use.

We also distinguish between selected general APIs (based on the EU CN, end-use pharmaceutical codes (40100) and US NAICS codes 3245 or 325199) and antibiotics APIs (from EU CN codes 294120 – 294190).

### Antibiotics

Antibiotics are measured separately and split into finished pharmaceutical products (FPP) antibiotics – covered from CN code 300410 and 300420. The active pharmaceutical ingredient (API) antibiotics are captured under CN codes 294110 until 294190 (penicillins, streptomycins, erythromycin, etc.).

### Semi-finished products

Semi-finished products are neither final products nor APIs. We have classified them separately, based on EU CN codes 300214, 300310, 300320, 300331, 300339, 300341, 300342, 300343, 300349, 300360, and 300390). This split out ensures the data for FPP and API are not impacted by ‘in between types of products’.

## Annex 3: EU CN Codes Product List

### Human Medicinal Products (HMPs)

<u>Pharmaceutical Category</u>	<u>CN Code</u>	<u>Name</u>
<b>FPPs</b>	300215	Immunological products, put up in measured doses or in forms or packings for retail sale
	300431	Medicaments containing insulin but not antibiotics, put up in measured doses "incl. those for transdermal administration" or in forms or packings for retail sale
	300432	Medicaments containing corticosteroid hormones, their derivatives or structural analogues but not antibiotics, put up in measured doses "incl. those for transdermal administration" or in forms or packings for retail sale
	300439	Medicaments containing hormones or steroids used as hormones but not antibiotics, put up in measured doses "incl. those for transdermal administration" or in forms or packings for retail sale (excl. medicaments containing insulin or corticosteroid hormones, their derivatives or structural analogues)
	300441	Medicaments containing ephedrine or its salts, not containing hormones, steroids used as hormones or antibiotics, put up in measured doses "incl. those for transdermal administration" or in forms or packings for retail sale
	300442	Medicaments containing pseudoephedrine (INN) or its salts, not containing hormones, steroids used as hormones or antibiotics, put up in measured doses "incl. those for transdermal administration" or in forms or packings for retail sale
	300443	Medicaments containing norephedrine or its salts, not containing hormones, steroids used as hormones or antibiotics, put up in measured doses "incl. those for transdermal administration" or in forms or packings for retail sale
	300449	Medicaments containing alkaloids or derivatives thereof, not containing hormones, steroids used as hormones or antibiotics, put up in measured doses "incl. those for transdermal administration" or in forms or packings for retail sale (excl. containing ephedrine, pseudoephedrine (INN), norephedrine or their salts)
	300450	Medicaments containing provitamins, vitamins, incl. natural concentrates and derivatives thereof used primarily as vitamins, put up in measured doses "incl. those for transdermal administration" or in forms or packings for retail sale (excl. containing antibiotics, hormones, alkaloids, or their derivatives)
	300460	Medicaments containing any of the following antimalarial active principles: artemisinin (INN) for oral ingestion combined with other pharmaceutical active ingredients, or amodiaquine (INN); artelinic acid or its salts; arteminol (INN); artemotil (INN); artemether (INN); artesunate (INN); chloroquine (INN); dihydroartemisinin (INN); lumefantrine (INN); mefloquine (INN); piperaquine (INN); pyrimethamine (INN) or sulfadoxine (INN), put up in measured doses "incl. those for transdermal administration" or in forms or packings for retail sale (excl. containing antibiotics, hormones, alkaloids, provitamins, vitamins, or their derivatives)
	300490	Medicaments consisting of mixed or unmixed products for therapeutic or prophylactic purposes, put up in measured doses "incl. those for transdermal administration" or in forms or packings for retail sale (excl. containing antibiotics, hormones or steroids used as hormones, alkaloids, provitamins, vitamins, their derivatives or antimalarial active principles)
<b>Antibiotics FPPs</b>	300410	Medicaments containing penicillins or derivatives thereof with a penicillanic acid structure, or streptomycins or derivatives thereof, put up in measured doses "incl. those for transdermal administration" or in forms or packings for retail sale
	300420	Medicaments containing antibiotics, put up in measured doses "incl. those for transdermal administration" or in forms or packings for retail sale (excl. medicaments containing penicillins or derivatives thereof with a penicillanic structure, or streptomycins or derivatives thereof)
<b>Vaccines</b>	300220	Vaccines for human medicine

## Finished Pharmaceutical Products (FPPs)

<u>Pharmaceutical Category</u>	<u>CN Code</u>	<u>Name</u>
<b>FPPs</b>	300215	Immunological products, put up in measured doses or in forms or packings for retail sale
	300431	Medicaments containing insulin but not antibiotics, put up in measured doses "incl. those for transdermal administration" or in forms or packings for retail sale
	300432	Medicaments containing corticosteroid hormones, their derivatives or structural analogues but not antibiotics, put up in measured doses "incl. those for transdermal administration" or in forms or packings for retail sale
	300439	Medicaments containing hormones or steroids used as hormones but not antibiotics, put up in measured doses "incl. those for transdermal administration" or in forms or packings for retail sale (excl. medicaments containing insulin or corticosteroid hormones, their derivatives or structural analogues)
	300441	Medicaments containing ephedrine or its salts, not containing hormones, steroids used as hormones or antibiotics, put up in measured doses "incl. those for transdermal administration" or in forms or packings for retail sale
	300442	Medicaments containing pseudoephedrine (INN) or its salts, not containing hormones, steroids used as hormones or antibiotics, put up in measured doses "incl. those for transdermal administration" or in forms or packings for retail sale
	300443	Medicaments containing norephedrine or its salts, not containing hormones, steroids used as hormones or antibiotics, put up in measured doses "incl. those for transdermal administration" or in forms or packings for retail sale
	300449	Medicaments containing alkaloids or derivatives thereof, not containing hormones, steroids used as hormones or antibiotics, put up in measured doses "incl. those for transdermal administration" or in forms or packings for retail sale (excl. containing ephedrine, pseudoephedrine (INN), norephedrine or their salts)
	300450	Medicaments containing provitamins, vitamins, incl. natural concentrates and derivatives thereof used primarily as vitamins, put up in measured doses "incl. those for transdermal administration" or in forms or packings for retail sale (excl. containing antibiotics, hormones, alkaloids, or their derivatives)
	300460	Medicaments containing any of the following antimalarial active principles: artemisinin (INN) for oral ingestion combined with other pharmaceutical active ingredients, or amodiaquine (INN); artelinic acid or its salts; arteminol (INN); artemotil (INN); artemether (INN); artesunate (INN); chloroquine (INN); dihydroartemisinin (INN); lumefantrine (INN); mefloquine (INN); piperazine (INN); pyrimethamine (INN) or sulfadoxine (INN), put up in measured doses "incl. those for transdermal administration" or in forms or packings for retail sale (excl. containing antibiotics, hormones, alkaloids, provitamins, vitamins, or their derivatives)
	300490	Medicaments consisting of mixed or unmixed products for therapeutic or prophylactic purposes, put up in measured doses "incl. those for transdermal administration" or in forms or packings for retail sale (excl. containing antibiotics, hormones or steroids used as hormones, alkaloids, provitamins, vitamins, their derivatives or antimalarial active principles)
<b>Antibiotics FPPs</b>	300410	Medicaments containing penicillins or derivatives thereof with a penicillanic acid structure, or streptomycins or derivatives thereof, put up in measured doses "incl. those for transdermal administration" or in forms or packings for retail sale
	300420	Medicaments containing antibiotics, put up in measured doses "incl. those for transdermal administration" or in forms or packings for retail sale (excl. medicaments containing penicillins or derivatives thereof with a penicillanic structure, or streptomycins or derivatives thereof)

## Vaccines

<u>Pharmaceutical Category</u>	<u>CN Code</u>	<u>Name</u>
<b>Vaccines</b>	300220	Vaccines for human medicine

## Antibiotics FPPs

Pharmaceutical Category	CN Code	Name
Antibiotics FPPs	300410	Medicaments containing penicillins or derivatives thereof with a penicillanic acid structure, or streptomycins or derivatives thereof, put up in measured doses "incl. those for transdermal administration" or in forms or packings for retail sale
	300420	Medicaments containing antibiotics, put up in measured doses "incl. those for transdermal administration" or in forms or packings for retail sale (excl. medicaments containing penicillins or derivatives thereof with a penicillanic structure, or streptomycines or derivatives thereof)

## Active Pharmaceutical Ingredients (APIs)

Pharmaceutical Category	CN Code	Name
APIs	291462	Coenzyme Q10 "ubidecarenone (INN)"
	291469	Quinones (excl. anthraquinone and coenzyme Q10 "ubidecarenone (INN)")
	291639	Aromatic monocarboxylic acids, their anhydrides, halides, peroxides, peroxyacids and their halogenated, sulphonated, nitrated or nitrosated derivatives (excl. benzoic acid, its salts and esters, benzoyl peroxide, benzoyl chloride, phenylacetic acid and its salts, and inorganic or organic compounds of mercury whether or not chemically defined)
	291821	Salicylic Acid And Its Salts
	291822	o-Acetylsalicylic acid, its salts and esters
	291823	Esters of salicylic acid and their salts (excl. o-acetylsalicylic acid, its salts and esters)
	291899	Carboxylic acids with additional oxygen function and their anhydrides, halides, peroxides and peroxyacids; their halogenated, sulphonated, nitrated or nitrosated derivatives (excl. only with alcohol, phenol, aldehyde or ketone function, and 2,4,5-T (ISO) [2,4,5-trichlorophenoxyacetic acid] and its salts and esters)
	292146	Amphetamine (INN), benzphetamine (INN), dexamphetamine (INN), etilamphetamine (INN), fencamphetamine (INN), lefetamine (INN), levamphetamine (INN), mefenorex (INN) and phentermine (INN), and salts thereof
	292149	Aromatic monoamines and derivatives; salts thereof (excl. aniline, toluidines, diphenylamine, 1-naphthylamine "alpha-naphthylamine", 2-naphthylamine "beta-naphthylamine" and their derivatives, and salts thereof, and amphetamine (INN), benzphetamine (INN), dexamphetamine (INN), etilamphetamine (INN), fencamphetamine (INN), lefetamine (INN), levamphetamine (INN), mefenorex (INN) and phentermine (INN), and salts thereof)
	292214	Dextropropoxyphene (INN) and its salts
	292219	Amino-alcohols, their ethers and esters; salts thereof (other than those containing > one kind of oxygen function and excl. monoethanolamine, diethanolamine, dextropropoxyphene (INN), their salts, triethanolamine, diethanolammonium perfluorooctane sulphonate, methyl-diethanolamine, ethyldiethanolamine and 2-(N,N-Diisopropylamino)ethanol)
	292229	Amino-naphthols and other amino-phenols, their ethers and esters; salts thereof (excl. those containing > one kind of oxygen function; aminohydroxynaphthalenesulphonic acids and their salts)
	292231	Amfepramone (INN), methadone (INN) and normethadone (INN), and salts thereof
	292241	Lysine and its esters; salts thereof
	292244	Tilidine (INN) and its salts
	292249	Amino-acids and their esters; salts thereof (excl. those with > one kind of oxygen function, lysine and its esters, and salts thereof, and glutamic acid, anthranilic acid, tilidine (INN), and salts thereof)
	292250	Amino-alcohol-phenols, amino-acid-phenols and other amino-compounds with oxygen function (excl. amino-alcohols, amino-naphthols and other amino-phenols, their ethers and esters and salts thereof, amino-aldehydes, amino-ketones and amino-quinones, and salts thereof, amino-acids and their esters and salts thereof)
	292320	Lecithins and other phosphoaminolipids, whether or not chemically defined
	292411	Meprobamate (INN)
	292424	Ethinamate (INN)
	292429	Cyclic amides, incl. cyclic carbamates, and their derivatives; salts thereof (excl. ureines and their derivatives, salts thereof, 2-acetamidobenzoic acid "N-acetyl-anthranilic acid" and its salts, ethinamate (INN) and alachlor (ISO))
	292512	Glutethimide (INN)
	292529	Imines and their derivatives; salts thereof (excl. chlordimeform (ISO))
	292630	Fenproporex (INN) and its salts; methadone (INN)-intermediate "4-cyano-2-dimethylamino-4,4-diphenylbutane"

Pharmaceutical Category	CN Code	Name
	293190	Separate chemically defined organo-inorganic compounds (excl. organo-sulphur, mercury, tetramethyl lead, tetraethyl lead and tributyltin compounds, and organo-phosphorous derivatives)
	293220	Lactones
	293311	Phenazone "antipyrin" and its derivatives
	293319	Heterocyclic compounds with nitrogen hetero-atom[s] only, containing an unfused pyrazole ring, whether or not hydrogenated, in the structure (excl. phenazone "antipyrin" and its derivatives)
	293321	Hydantoin and its derivatives
	293329	Heterocyclic compounds with nitrogen hetero-atom[s] only, containing an unfused imidazole ring, whether or not hydrogenated, in the structure (excl. hydantoin and its derivatives, and products of subheading 3002 10)
	293331	Pyridine and its salts
	293332	Piperidine and its salts
	293333	Alfentanil (INN), anileridine (INN), bezitramide (INN), bromazepam (INN), difenoxin (INN), diphenoxylate (INN), dipipanone (INN), fentanyl (INN), ketobemidone (INN), methylphenidate (INN), pentazocine (INN), pethidine (INN), pethidine (INN) intermediate A, phencyclidine (INN) "PCP", phenoperidine (INN), pipradol (INN), piritramide (INN), propiram (INN) and trimeperidine (INN), and salts thereof
	293339	Heterocyclic compounds with nitrogen hetero-atom[s] only, containing an unfused pyridine ring, whether or not hydrogenated, in the structure (excl. pyridine, piperidine, alfentanil (INN), anileridine (INN), bezitramide (INN), bromazepam (INN), difenoxin (INN), diphenoxylate (INN), dipipanone (INN), fentanyl (INN), ketobemidone (INN), methylphenidate (INN), pentazocine (INN), pethidine (INN), pethidine (INN) intermediate A, phencyclidine (INN) "PCP", phenoperidine (INN), pipradol (INN), piritramide (INN), propiram (INN), trimeperidine (INN), and salts thereof, and inorganic or organic compounds of mercury)
	293341	Levorphanol (INN) and its salts
	293349	Heterocyclic compounds with nitrogen hetero-atom[s] only, containing in the structure a quinoline or isoquinoline ring-system, whether or not hydrogenated, but not further fused (excl. levorphanol (INN) and its salts, and inorganic or organic compounds of mercury)
	293352	Malonylurea "barbituric acid" and its salts
	293353	Allobarbitol (INN), amobarbitol (INN), barbitol (INN), butalbital (INN), butobarbitol (INN), cyclobarbitol (INN), methylphenobarbitol (INN), pentobarbitol (INN), phenobarbitol (INN), secbutabarbitol (INN), secobarbitol (INN) and vinylbital (INN), and salts thereof
	293354	Derivatives of malonylurea "barbituric acid" and salts thereof (excl. salts of malonylurea)
	293355	Loprazolam (INN), mecloqualone (INN), methaqualone (INN) and zipeprol (INN), and salts thereof
	293359	Heterocyclic compounds with nitrogen hetero-atom[s] only, containing a pyrimidine ring, whether or not hydrogenated, or piperazine ring in the structure (excl. malonylurea "barbituric acid" and its derivatives, allobarbitol (INN), amobarbitol (INN), barbitol (INN), butalbital (INN), butobarbitol (INN), cyclobarbitol (INN), methylphenobarbitol (INN), pentobarbitol (INN), phenobarbitol (INN), secbutabarbitol (INN), secobarbitol (INN), vinylbital (INN), loprazolam (INN), mecloqualone (INN), methaqualone (INN) and zipeprol (INN), and salts thereof)
	293369	Heterocyclic compounds with nitrogen hetero-atom[s] only, containing an unfused triazine ring, whether or not hydrogenated, in the structure (excl. melamine)
	293371	6-Hexanelactam "epsilon-caprolactam"
	293372	Clobazam (INN) and methypylon (INN)
	293379	Lactams (excl. 6-hexanelactam "epsilon-caprolactam", clobazam (INN), methypylon (INN), and inorganic or organic compounds of mercury)
	293391	Alprazolam (INN), camazepam (INN), chlordiazepoxide (INN), clonazepam (INN), clorazepate, delorazepam (INN), diazepam (INN), estazolam (INN), ethyl loflazepate (INN), fludiazepam (INN), flunitrazepam (INN), flurazepam (INN), halazepam (INN), lorazepam (INN), lormetazepam (INN), mazindol (INN), medazepam (INN), midazolam (INN), nimetazepam (INN), nitrazepam (INN), nordazepam (INN), oxazepam (INN), pinazepam (INN), prazepam (INN), pyrovalerone (INN), temazepam (INN), tetrazepam (INN) and triazolam (INN), and salts thereof
	293399	Heterocyclic compounds with nitrogen hetero-atom[s] only (excl. those containing an unfused pyrazole, imidazole, pyridine or triazine ring, whether or not hydrogenated, a quinoline or isoquinoline ring-system, not further fused, whether or not hydrogenated, a pyrimidine ring, whether or not hydrogenated, or piperazine ring in the structure, and lactams, alprazolam (INN), camazepam (INN), chlordiazepoxide (INN), clonazepam (INN), clorazepate, delorazepam (INN), diazepam (INN), estazolam (INN), ethyl loflazepate (INN), fludiazepam (INN), flunitrazepam (INN), flurazepam (INN), halazepam (INN), lorazepam (INN), lormetazepam (INN), mazindol (INN), medazepam (INN), midazolam (INN), nimetazepam (INN), nitrazepam (INN), nordazepam (INN), oxazepam (INN), pinazepam (INN), prazepam (INN), pyrovalerone (INN), temazepam (INN), tetrazepam (INN) and triazolam (INN), salts thereof and azinphos-methyl (ISO))
	293410	Heterocyclic compounds containing an unfused thiazole ring, whether or not hydrogenated, in the structure
	293420	Heterocyclic compounds containing in the structure a benzothiazole ring-system, whether or not hydrogenated, but not further fused (excl. inorganic or organic compounds of mercury)

Pharmaceutical Category	CN Code	Name
	293430	Heterocyclic compounds containing in the structure a phenothiazine ring-system, whether or not hydrogenated, but not further fused
	293491	Aminorex (INN), brotizolam (INN), clotiazepam (INN), cloxazolam (INN), dextromoramide (INN), haloxazolam (INN), ketazolam (INN), mesocarb (INN), oxazolam (INN), pemoline (INN), phendimetrazine (INN), phenmetrazine (INN) and sufentanil (INN), and salts thereof
	293499	Nucleic acids and their salts, whether or not chemically defined; heterocyclic compounds (excl. with oxygen only or with nitrogen hetero-atom[s] only, compounds containing in the structure an unfused thiazole ring or a benzothiazole or phenothiazine ring-system, not further fused and aminorex (INN), brotizolam (INN), clotiazepam (INN), cloxazolam (INN), dextromoramide (INN), haloxazolam (INN), ketazolam (INN), mesocarb (INN), oxazolam (INN), pemoline (INN), phendimetrazine (INN), phenmetrazine (INN), sufentanil (INN), and salts thereof, and inorganic or organic compounds of mercury whether or not chemically defined, and products of 3002 10)
	293590	Sulphonamides (excl. perfluorooctane sulphonamides)
	293621	Vitamins A and their derivatives, used primarily as vitamins
	293622	Vitamin B1 and its derivatives, used primarily as vitamins
	293623	Vitamin B2 and its derivatives, used primarily as vitamins
	293624	D-Pantothenic or DL-pantothenic acid "Vitamin B3 or B5" and their derivatives, used primarily as vitamins
	293625	Vitamin B6 and its derivatives, used primarily as vitamins
	293626	Vitamin B12 and its derivatives, used primarily as vitamins
	293627	Vitamin C and its derivatives, used primarily as vitamins
	293628	Vitamin E and its derivatives, used primarily as vitamins
	293629	Vitamins and their derivatives, used primarily as vitamins, unmixed (excl. vitamins A, B1, B2, B3, B5, B6, B12, C, E and their derivatives)
	293690	Provitamins and mixtures of vitamins, of provitamins or of concentrates, whether or not in any solvent, and natural concentrates
	293711	Somatropin, its derivatives and structural analogues, used primarily as hormones
	293712	Insulin and its salts, used primarily as hormones
	293719	Polypeptide hormones, protein hormones and glycoprotein hormones, their derivatives and structural analogues, used primarily as hormones (excl. somatropin, its derivatives and structural analogues, and insulin and its salts)
	293721	Cortisone, hydrocortisone, prednisone "dehydrocortisone" and prednisolone "dehydrohydrocortisone"
	293722	Halogenated derivatives of corticosteroidal hormones
	293723	Oestrogens and progestogens
	293729	Steroidal hormones, their derivatives and structural analogues, used primarily as hormones (excl. cortisone, hydrocortisone, prednisone "dehydrocortisone", prednisolone "dehydrohydrocortisone", halogenated derivatives of corticosteroidal hormones, oestrogens and progestogens)
	293750	Prostaglandins, thromboxanes and leukotrienes, their derivatives and structural analogues, used primarily as hormones
	293790	Hormones, natural or reproduced by synthesis; derivatives and structural analogues thereof, used primarily as hormones (excl. polypeptide hormones, protein hormones, glycoprotein hormones, steroidal hormones, catecholamine hormones, prostaglandins, thromboxanes and leukotrienes, their derivatives and structural analogues, and amino-acid derivatives, and products of 3002 10)
	293810	Rutoside "rutin" and its derivatives
	293890	Glycosides, natural or reproduced by synthesis, and their salts, ethers, esters and other derivatives (excl. rutoside "rutin" and its derivatives)
	293911	Concentrates of poppy straw; buprenorphine (INN), codeine, dihydrocodeine (INN), ethylmorphine, etorphine (INN), heroin, hydrocodone (INN), hydromorphone (INN), morphine, nicomorphine (INN), oxycodone (INN), oxymorphone (INN), pholcodine (INN), thebacon (INN) and thebaine, and salts thereof
	293919	Alkaloids of opium and their derivatives, and salts thereof (excl. concentrates of poppy straw; buprenorphine (INN), codeine, dihydrocodeine (INN), ethylmorphine, etorphine (INN), heroin, hydrocodone (INN), hydromorphone (INN), morphine, nicomorphine (INN), oxycodone (INN), oxymorphone (INN), pholcodine (INN), thebacon (INN) and thebaine, and salts thereof)
	293920	Alkaloids of cinchona and their derivatives; salts thereof
	293930	Caffeine and its salts
	293941	Ephedrine and its salts
	293942	Pseudoephedrine (INN) and its salts
	293943	Cathine (INN) and its salts
	293944	Norephedrine and its salts
	293949	Ephedrines and their salts (excl. ephedrine, pseudoephedrine (INN), cathine (INN), norephedrine, and their salts)
	293951	Fenetylline (INN) and its salts

<u>Pharmaceutical Category</u>	<u>CN Code</u>	<u>Name</u>
	293959	Theophylline and aminophylline "theophylline-ethylenediamine" and their derivatives, and salts thereof (excl. fenetylline (INN) and its salts)
	293961	Ergometrine (INN) and its salts
	293962	Ergotamine (INN) and its salts
	293963	Lysergic acid and its salts
	293969	Alkaloids of rye ergot and their derivatives; salts thereof (excl. lysergic acid, ergotamine and ergometrine, and their salts)
	293971	Cocaine, ecgonine, levometamfetamine, metamfetamine (INN), metamfetamine racemate, and salts, esters and other derivatives thereof
	293979	Vegetal alkaloids, natural or reproduced by synthesis, and their salts, ethers, esters and other derivatives (excl. alkaloids of opium, alkaloids of cinchons, theophylline, aminophylline "theophylline-ethylenediamine" alkaloids of rye ergot and their salts and derivatives, cocaine, ecgonine, levometamfetamine, metamfetamine (INN), metamfetamine racemate, and salts, esters and other derivatives thereof, caffeine and ephedrine, and their salts)
	293980	Non-vegetal alkaloids, natural or reproduced by synthesis, and their salts, ethers, esters and other derivatives
	294200	Separate chemically defined organic compounds, n.e.s.
	300190	Dried glands and other organs for organo-therapeutic uses, whether or not powdered; heparin and its salts; other human or animal substances prepared for therapeutic or prophylactic uses, n.e.s.
Antibiotics APIs	300213	Immunological products, unmixed, not put up in measured doses or in forms or packings for retail sale
	294110	Penicillins and their derivatives with a penicillanic acid structure; salts thereof
	294120	Streptomycins and their derivatives; salts thereof
	294130	Tetracyclines and their derivatives; salts thereof
	294140	Chloramphenicol and its derivatives; salts thereof
	294150	Erythromycin and its derivatives; salts thereof
	294190	Antibiotics (excl. penicillins and their derivatives with a penicillanic acid structure, salts thereof, streptomycins, tetracyclines, chloramphenicol and erythromycin, their derivatives and salts thereof)

## Antibiotics APIs

<u>Pharmaceutical Category</u>	<u>CN Code</u>	<u>Name</u>
Antibiotics APIs	294110	Penicillins and their derivatives with a penicillanic acid structure; salts thereof
	294120	Streptomycins and their derivatives; salts thereof
	294130	Tetracyclines and their derivatives; salts thereof
	294140	Chloramphenicol and its derivatives; salts thereof
	294150	Erythromycin and its derivatives; salts thereof
	294190	Antibiotics (excl. penicillins and their derivatives with a penicillanic acid structure, salts thereof, streptomycins, tetracyclines, chloramphenicol and erythromycin, their derivatives and salts thereof)

## Semi-finished products (SFPs)

<u>Pharmaceutical Category</u>	<u>CN Code</u>	<u>Name</u>
SFPs	300214	Immunological products, mixed, not put up in measured doses or in forms or packings for retail sale
	300310	Medicaments containing penicillins or derivatives thereof with a penicillanic acid structure, or streptomycins or derivatives thereof, not in measured doses or put up for retail sale
	300320	Medicaments containing antibiotics, not in measured doses or put up for retail sale (excl. medicaments containing penicillins or derivatives thereof with a penicillanic acid structure, or streptomycins or derivatives thereof)
	300331	Medicaments containing insulin, not in measured doses or put up for retail sale
	300339	Medicaments containing hormones or steroids used as hormones, not containing antibiotics, not in measured doses or put up for retail sale (excl. those containing insulin)
	300341	Medicaments containing ephedrine or its salts, not containing hormones, steroids used as hormones or antibiotics, not in measured doses or put up for retail sale
	300342	Medicaments containing pseudoephedrine (INN) or its salts, not containing hormones, steroids used as hormones or antibiotics, not in measured doses or put up for retail sale



<u>Pharmaceutical Category</u>	<u>CN Code</u>	<u>Name</u>
	300343	Medicaments containing norephedrine or its salts, not containing hormones, steroids used as hormones or antibiotics, not in measured doses or put up for retail sale
	300349	Medicaments containing alkaloids or derivatives thereof, not containing hormones, steroids used as hormones or antibiotics, not in measured doses or put up for retail sale (excl. containing ephedrine, pseudoephedrine (INN), norephedrine or their salts)
	300360	Medicaments containing any of the following antimalarial active principles: artemisinin (INN) for oral ingestion combined with other pharmaceutical active ingredients, or amodiaquine (INN); artelinic acid or its salts; arteminol (INN); artemotil (INN); artemether (INN); artesunate (INN); chloroquine (INN); dihydroartemisinin (INN); lumefantrine (INN); mefloquine (INN); piperaquine (INN); pyrimethamine (INN) or sulfadoxine (INN), not containing hormones, steroids used as hormones or antibiotics, not in measured doses or put up for retail sale
	300390	Medicaments consisting of two or more constituents mixed together for therapeutic or prophylactic uses, not in measured doses or put up for retail sale (excl. antibiotics containing hormones or steroids used as hormones, but not containing antibiotics, alkaloids or derivatives thereof, hormones, antibiotics, antimalarial active principles or goods of heading 3002, 3005 or 3006)